



GuitarJan.com

EENVOUD IN COMPLEXE GITAARTHEORIE



SONGBOEK

40 songs voor rondom het knisperende haardvuur

Nieuwsbrief **GuitarJan.com** Songboek Special

Copyright: Jan van den Hogen • 2022

INHOUDSOPGAVE

Introductie	1
Slagritme patronen	1
Het Palm-Mute effect	3
De meestgebruikte slagritmes	3

De songs:

Joseíto Fernández	Guantanamera (1929)	6
Ben E. King	Stand By Me (1961)	9
Bill Withers	Ain't No Sunshine (1971)	11
Ronan Keating	Life Is A Rollercoaster (2000)	13
Daft Punk ft. Williams & Rogers	Get Lucky (2013)	15
O'Jays	Now That We Found Love (1973)	17
Exile	Kiss You All Over (1978)	21
Stretch	Why Did You Do It (1975)	24
Bobby Hebb	Sunny (1966)	26
Lonnie Johnson	Summertime (1960)	28

Interlude I • gebaseerd op Jimi Hendrix (1968)	30
--	----

Deep Purple	Smoke On The Water (1972)	33
Ed Sheeran	Bad Habits (2021)	36
Train	Hey Soul Sister (2009)	39
Phil Collins	Groovy Kind Of Love (1988)	42
Eagles	Hotel California (1976)	45
Jethro Tull	Locomotive Breath (1971)	49
Laid Back	Bakerman (1990)	51
Soul Asylum	Promises Broken (1995)	54
Michael Patrick Kelly	Beautiful Madness (2021)	57
Ray Dalton	In My Bones (2020)	59

Interlude II • gebaseerd op Allman Brothers Band (1971)	61
---	----

Coldplay	Talk (2005)	63
Hozier	Take Me To Church (2013)	66
Britney Spears	Baby One More Time (1998)	69
Melanie C	First Day Of My Life (2005)	71
Kenny Loggins	Welcome To Heartlight (1982)	74
Nea	Some Say (2020)	76
George Ezra	Anyone For You (Tiger Lilly) (2022)	79
Chainsmokers ft. Coldplay	Something Just Like This (2017)	81
Pascal Letoublon	Friendships lost (2020)	85

Rea Garvey	Kiss Me (2018)	88
Interlude III ● gebaseerd op Albert King (1966)		91
Dua Lipa	Love Again (2021)	94
One Republic	West Coast (2022)	97
Tom Grennan	Little bit Of Love (2021)	100
Shawn Mendes	Treat You Better (2016)	103
Adele	Rolling In The Deep (2011)	106
Brian Hyland	Ginny Come Lately (1962)	110
Tommy James & the Shondells	Crimson And Clover (1968)	113
Hollies	The Air That I Breathe (1974)	115
Shawn Mendes ft. Cam. Cabello	Señorita (2019)	117
Paul Anka ft. Odia Coates	(You're) Having My Baby (1974)	120
Interlude IV ● gebaseerd op Howlin' Wolf (1961)		123

Dit werk met zijn inhoud is geschreven voor het publieke domein. Het staat je vrij, zonder welke beperkingen dan ook, het materiaal te gebruiken, te kopiëren, te scannen, te verspreiden of welke andere handelswijze dan ook, op het materiaal toe te passen.

Introductie

Deze “Songboek” Special is wat anders dan je bent gewend. We hebben **40** songs verzameld, die je kunt gebruiken om je vrienden gezellig mee te laten zingen rondom een knisperend haardvuurtje, of een openlucht concert bij een kampvuur. Maak er een gezellige “unplugged” sessie van: speel de songs langzaam, ook als het origineel een up-tempo nummer is. Dat geeft iedereen de gelegenheid de melodie gemakkelijk te pakken, en mee te zingen.

De songs zijn allemaal bekend, van lang geleden tot nu, en zijn voorzien van eenvoudige akkoordzettingen, zijnde barré of open akkoorden. Tussendoor geven we je een paar eenvoudige, blues-georiënteerde solo's, die je als *interlude* (tussenspel) kunt gebruiken tussen de diverse songs door.

Ik hoop dat je veel nieuwe muziek leert kennen, waarmee je een verdere verdiepingsslag in je repertoire kunt maken, en dat je veel speelplezier aan de songs beleeft.

Op de website vind je nog veel meer songs, solo tabulaturen, backing tracks etc., te weten onder:

Songs & solo's | Compleet songoverzicht

Songs & solo's | Songs met akkoorden (incl. Widescreen versie)

Songs & solo's | Solo's met backing tracks (incl. Widescreen versie)

Songs & solo's | Backing tracks (meer dan 2.000 conversies van MIDI files gesorteerd naar artiesten).

En honderden backing tracks, gesorteerd naar de genres Blues, Reggae, Rock, R&B, Soul, Ballads, Smooth Jazz, Contemporary Jazz en Funk onder:

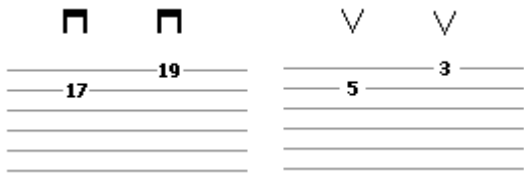
Programma's & downloads | Online applicaties & E-boeken (honderden backing tracks)

In dit E-Boek vind je overigens een aantal songs die ook al op de website stonden, maar speciaal voor dit E-boek zijn een aantal van die songs compleet omgewerkt, vaak voorzien van alternatieve akkoordprogressies intro's, etc.

Maak er gebruik van! Je weet dat alle informatie van **GuitarJan.com** compleet vrij te gebruiken is, geen advertenties, geen verplichtingen, en een gratis nieuwsbrief met waardevolle informatie, zoals Specials over muziektheorie, kenmerkende speelstijlen van artiesten, of, zoals in dit geval, een songboek.

Slagritme patronen

Allereerst wat over de verschillende vormen van notatie van slagritmes.



Het symbool boven de eerste tab geeft aan dat de pick (plectrum), of de hand, naar beneden gaat, dus van lage E-snaar naar de hoge e-snaar. We noemen dit ook wel een "downstroke". Het symbool op de tweede tab geeft aan dat er omgekeerd wordt ge-

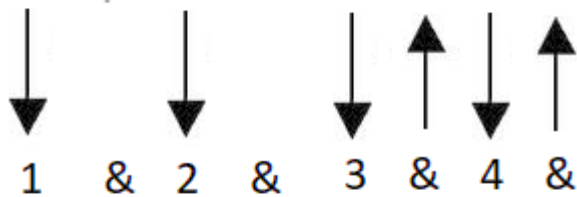
speeld, dus van de hoge e-snaar naar de lage E- snaar. Dit wordt ook wel de "upstroke" genoemd. Soms zegt men dat je bij de downstroke alleen de lage-E, A en D snaren moet aanraken, en bij de upstroke alleen de hoge-e, B en G snaren. Dat hoeft echter helemaal niet zo zijn.

Als je een ritme gaat instuderen bij een bepaald nummer, luister dan goed naar het origineel, voordat je jezelf aanwent om per sé altijd alleen maar een paar snaren tijdens het spelen te raken. Vaak gebruiken artiesten in zowel de down- als de upstroke, dus alle snaren.



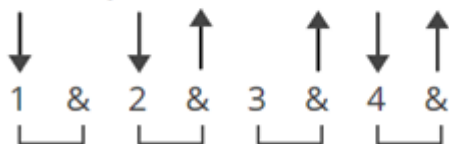
De beide symbolen hierboven zijn min of meer de standaard notatie in gitaartabulatuur. Maar daarnaast kom je een grote hoeveelheid varianten tegen, zoals je hiernaast kunt zien.

88 bpm



Soms worden alleen maar letters gebruikt (een **D** voor downstroke en een **U** voor upstroke), pijltjes naar boven en naar beneden geven respectievelijk de down- en upstroke aan, en soms zie je zelfs dat het aantal BPM (Beats Per Minute) wordt gegeven, om de muzieksnelheid aan te duiden, en worden de down- en upstrokes verdeeld over de tellen in de maat.

133 bpm



Ongetwijfeld zul je, als je op internet naar songs zoekt, de meest bizarre notatievormen tegenkomen van de manier waarop een song



gestrumd moet worden. Hoe je het ook wendt of keert, strumming kun je alleen maar leren door heel veel te oefenen, en naar heel veel verschillende muziekstijlen te luisteren. De "strumming patterns" (de slagritmes) verschillen per genre vaak hemelsbreed van elkaar, zoals blues shuffles, hard rock, en ballads.

Naast de down- en upstroke kunnen er nog een aantal andere zaken in het strumming pattern worden verwerkt, zoals muting, dead notes, arpeggio's etc, allemaal zaken die je met je slaghand (voor een rechtshandig gitarist de rechterhand) moet doen. Vaak zijn deze additionele zaken van groot belang om een song zo natuurgetrouw mogelijk te laten klinken.

Het Palm-Mute effect

Op de volgende pagina zie je een aantal aanduidingen voor "Palm Mute". Dit is het effect waarbij je de palm van je rechterhand neerlegt op de snaar, bij de brug van de gitaar. Als je dat hebt gedaan, sla je de snaar aan. Deze techniek hanteert de gitarist op gevoel om de juiste toon te creëren. Bij een palm mute noot demp je met de palm van je hand, waarmee je ook de snaren aanslaat, de te "muten" snaren.

Dit is een lastige techniek om onder de knie te krijgen, maar als je het eenmaal werkend hebt, kun je prachtige dynamiekverschillen en effecten in je slagritme brengen.


 <p>PM-----</p> <p>of</p>  <p>PM PM PM PM</p>	<p>1 -----</p> <p>2 -----</p> <p>3 -----</p> <p>4 -----</p> <p>5 --x5-x5-x5-x5--</p> <p>6 -----</p>	<p>PM - - - - - </p> <p>1 -----</p> <p>2 -----</p> <p>3 -----</p> <p>4 -----</p> <p>5 --5--5--5--5--</p> <p>6 -----</p>
--	---	--

In het voorbeeld hierboven zie je hoe in een tabulatuur die in een tabulatuurprogramma wordt gemaakt (bijvoorbeeld TabEdit), een Palm Mute wordt aangegeven. Je hebt, naast de professionele software (die zogeheten formele tabs maakt), ook vaak andere programma's die de tabulatuur wat meer recht-toe-recht-aan registreren, we spreken dan van een ASCII formaat notatie. In dat soort notaties wordt de Palm Mute met een x voor de noot aangegeven, en soms ook met de aanduiding PM.

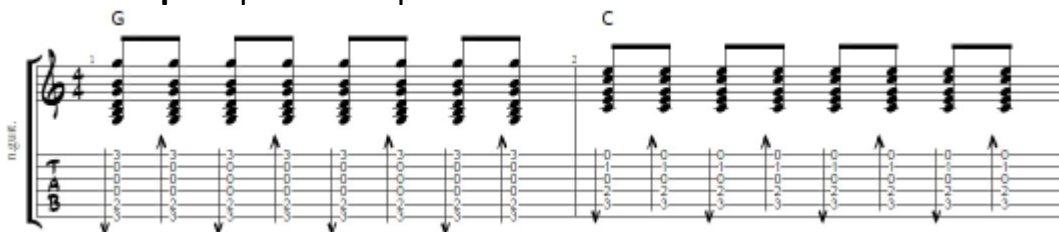
De meestgebruikte slagritmes

De 10 meest gebruikte slagritmes zijn:

Beat Downstroke ● speel een downstroke op iedere tel in de maat



8th Note up ● upstrokes op de "&" van de maat



16th Notes • dit tel je als: een-te-nut-te twee-te-nut-te ...

Musical notation for 16th notes exercise. It consists of two measures. The first measure is in the key of G major and contains 16 sixteenth notes. The second measure is in the key of C major and also contains 16 sixteenth notes. The notation includes a treble clef, a key signature of one sharp (F#), and a 4/4 time signature. Below the staff is a guitar tablature with six lines, showing fret numbers and stroke directions (up and down arrows).

Single note downstroke • bij downstroke alleen laagste snaar raken

Musical notation for single note downstroke exercise. It consists of two measures. The first measure is in the key of G major and contains 16 single-note downstrokes. The second measure is in the key of C major and also contains 16 single-note downstrokes. The notation includes a treble clef, a key signature of one sharp (F#), and a 4/4 time signature. Below the staff is a guitar tablature with six lines, showing fret numbers and stroke directions (down arrows).

16th notes on a Beat • 16^{de} noten spelen vanaf begin maat

Musical notation for 16th notes on a beat exercise. It consists of two measures. The first measure is in the key of G major and contains 16 sixteenth notes. The second measure is in the key of C major and also contains 16 sixteenth notes. The notation includes a treble clef, a key signature of one sharp (F#), and a 4/4 time signature. Below the staff is a guitar tablature with six lines, showing fret numbers and stroke directions (up and down arrows).

Rock & Pop • 8^{ste} noten in een standaard pop/rock ritme

Musical notation for Rock & Pop exercise. It consists of two measures. The first measure is in the key of G major and contains 8 eighth notes. The second measure is in the key of C major and also contains 8 eighth notes. The notation includes a treble clef, a key signature of one sharp (F#), and a 4/4 time signature. Below the staff is a guitar tablature with six lines, showing fret numbers and stroke directions (up and down arrows).

Reggae & Ska • spelen op de off-beat, dus de 2^e en 4^e tel

Musical notation for Reggae & Ska exercise. It consists of two measures. The first measure is in the key of G major and contains 8 eighth notes on the off-beat. The second measure is in the key of C major and also contains 8 eighth notes on the off-beat. The notation includes a treble clef, a key signature of one sharp (F#), and a 4/4 time signature. Below the staff is a guitar tablature with six lines, showing fret numbers and stroke directions (up and down arrows).

Leaving Out 3rd "&" • gebruikelijk slagritme in vele genres

Musical notation for Leaving Out 3rd "&" exercise. It consists of two measures. The first measure is in the key of G major and contains 8 eighth notes. The second measure is in the key of C major and also contains 8 eighth notes. The notation includes a treble clef, a key signature of one sharp (F#), and a 4/4 time signature. Below the staff is a guitar tablature with six lines, showing fret numbers and stroke directions (up and down arrows).

Triplets • veel gebruikt in funk, met off-beat spelen

The image shows a musical score for guitar in 4/4 time, featuring a triplet strumming exercise. The score is divided into two measures. The first measure is in the key of G major and contains a triplet of eighth notes. The second measure is in the key of C major and also contains a triplet of eighth notes. The notation includes a treble clef, a 4/4 time signature, and a guitar-specific staff with fret numbers and strumming directions (up and down arrows) indicated below the notes.

Hard Rock • naast triplets een gewild slagritme voor rock

The image shows a musical score for guitar in 4/4 time, featuring a hard rock strumming exercise. The score is divided into two measures. The first measure is in the key of G major and contains a series of eighth notes. The second measure is in the key of C major and also contains a series of eighth notes. The notation includes a treble clef, a 4/4 time signature, and a guitar-specific staff with fret numbers and strumming directions (up and down arrows) indicated below the notes.

Van de bovenstaande 10 slagritmevoorbeelden is er altijd wel een die past bij het nummer dat je wilt spelen. Op de GuitarJan.com website vind je onder **Muziektheorie | Strumming (slagritmes)** nog veel meer informatie, en tientallen audio voorbeelden die een bepaald slagritme demonstreren.

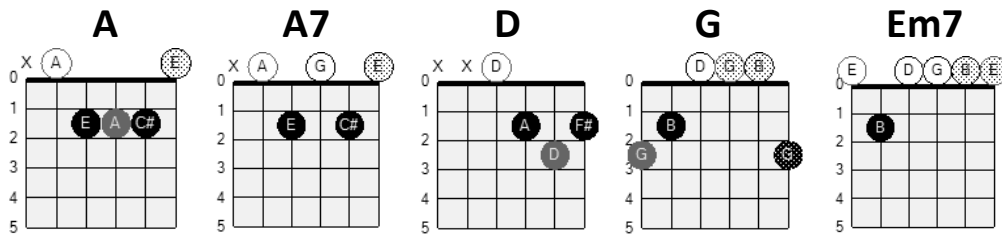
Bovengenoemd website onderdeel laat je, aan de hand van een videodemonstratie, ook de grondbeginselen zien van het spelen met een pick (plectrum), niet onbelangrijk om dit ook goed te bestuderen.

Veel muzikaal plezier!

Jan, de samensteller van
GuitarJan.com

GUANTAMERA

OPEN CHORDS



Intro | D G | A | D G | A |

Chorus

G A D Em7 A
 Guantanamera ... guajira guantanamera...
 D G A D G A
 Guantanamer a... guajira guantanamer a...

Verse 1

D G A7 D Em7 A7
 Yo soy un hombre sincero ... de donde crece las palmas
 D G A7 Em7 A7
 Yo soy un hombre sincero ... de donde crec en las palmas
 D G A7 D G A7
 Y antes de morirme quie – r - o ... echar mis versos del alm a

Riff

e		-----	
B		-----	
G		-----	
D		-----	
A		-----	
E		---3--2--0---	

(based on A7)

Chorus

Verse 2

D **G** **A7** **D** **Em7** **A7**
 Mi ver - so es de un verde claro y de un carmín en - cendido,
D **G** **A7** **Em7** **A7**
 Mi ver - so es de un verde claro y de un carmín en - cendido,
D **G** **A7** **D** **G** **A7**
 Mi verso es un ciervo h - eri - do que busca en el monte am - pa - ro!

Riff + Chorus

Instrumental Break | **D** **G** | **A** | **D** **G** | **A** |

Verse 3

D **G** **A7** **D** **Em7** **A7**
 Con los pobres de la ti - erra quiero yo mi suerte echar,
D **G** **A7** **Em7** **A7**
 Con los pobres de la ti - erra quiero yo mi suerte e - char,
D **G** **A7** **D** **G** **A7**
 El arroyo de la si - er - ra me compla - ce más que el mar!

Riff + Chorus *(play 2x)*

English translation

Woman of Guantanamo, peasant woman of Guantanamo!

I am a truthful man from the land of the palm trees,
And before dying, I want to share these poems of my soul!

My poems have soft green, my poems are also flaming crimson,
My poems are like a wounded fawn seeking refuge in the forest!

With the poor people of this earth I want to share my fate,
The streams of the mountains please me more than the sea!

Phonetic text (Spanish)

Gwantanamèra, gwahida Gwantanamèra

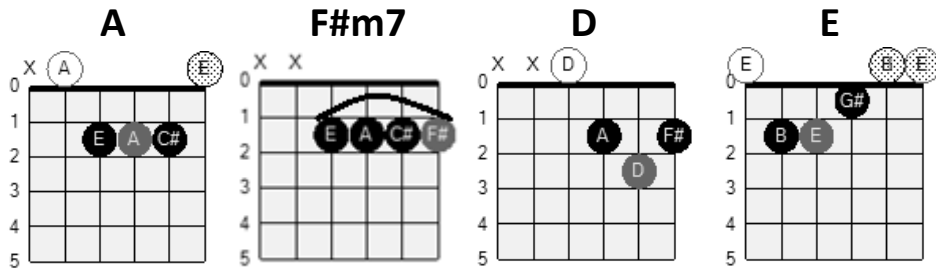
Jo sooi une ombrie siensèro, dee dondee krèsee la palma
Hantes de morière kjero etztjar mies versos de lalma

Mie verso hesto doendee verde klaroo, iedeeon garmien ensendido
Mier verzo es hoen sjello hiedièro, kèbuska enhel monte amparo



Con los pobres de la tièrra, quieroyo mi swerte echar,
El arrojo de la sièrroo me complasè más quèl mar

STAND BY ME

OPEN CHORDS



Intro



| A | F#m7 | D | E | A |

Verse 1

A F#m7

When the night has come, And the land is dark

D E A

And the moon is the only light we'll see

A F#m7

No, I won't be afraid, No, I won't be afraid

D E A

Just as long as you stand, stand by me.

Chorus

A F#m7

So, darling, darling, stand by me, Oh, stand by me.

D E A
Oh, stand, stand by me, Stand by me.

Verse 2

A F#m7
If the sky that we look upon, Should tumble and fall
D E A
Or the mountain should crumble to the sea,
A F#m7
I won't cry, I won't cry, No, I won't shed a tear
D E A
Just as long as you stand, stand by me.

Chorus

Instrumental break | A | F#m7 | D | E | A |
(Play 2x during violin solo)

Chorus

Outro

A F#m7
Whenever you're in trouble won't you stand by me, oh, stand by me
D E A
Oh, stand now, oh, stand, stand by me (repeat and fade out)

AIN'T NO SUNSHINE

OPEN CHORDS

Am **Dm** **Em** **G**

(Possibly playing with fingerpicking)

Am **Em** **G** **Am** **Am**

Dm

Verse 1

N.C., tapping on guitar body **Am** **Em-G** **Am**

Ain't no sunshine when she's gone.

Am **Em-G** **Am**

It's not warm when she's away.

Em **Dm**

Ain't no sunshine when she's gone, and she's always gone too long,

Am **Em-G** **Am**

Anytime she goes away.

Verse 2

Am **Am** **Em-G** **Am**

Wonder this time where she's gone,

Am **Em-G** **Am**

Wonder if she's gone to stay

EmDm

Ain't no sunshine when she's gone, and this house just ain't no home,
Am Em-G Am

Anytime she goes away.

Interlude

N.C., tapping on guitar body

And I know, I know, I know, I know, I know

I know, I know, I know, I know, I know, I know, I know

I know, I know, I know, I know, I know, I know

I know, I know, I know, I know, I know, I know, I know, I know

Hey, I ought to leave the young thing alone

Verse 3

Am Em-G Am

But ain't no sunshine when she's gone

Am Em-G Am

But ain't no sunshine when she's gone

Am Am Em-G Am
only darkness every day.

EmDm

Ain't no sunshine when she's gone, and this house just ain't no home
Am Em-G Am

Anytime she goes away.

Outro

Am Em-G AmAm Em-G Am

Anytime she goes away. Anytime she goes away.

Am Em-G Am

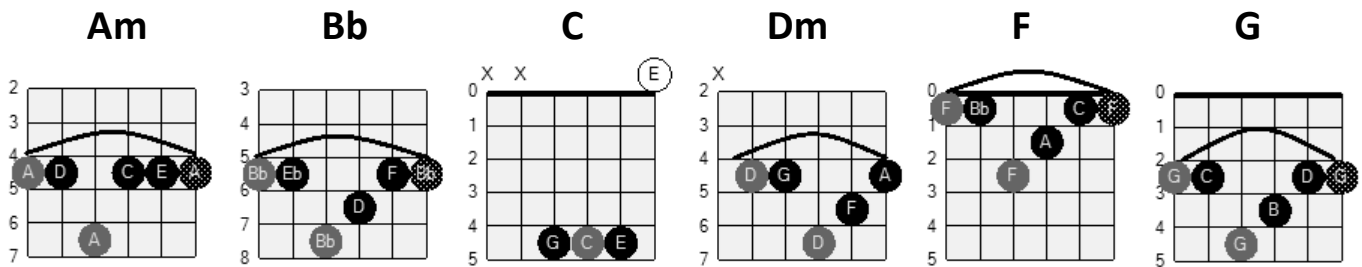
Anytime she goes away.

Am Em-G Am (↓ *let ring*)

Anytime she goes away.

LIFE IS A ROLLERCOASTER

BARRE + OPEN CHORDS



Intro

	C	G		Dm
Na, na, na, na, na			Na, na, na, na, na	
	C	G		Dm
Na, na, na, na, na			Na, na, na, na, na	

Verse 1

C	G		Dm
Hey, baby		You've really got my tail in a spin	
C	G		Dm
Hey, baby		I don't even know where to begin	
Am		G	F
But, baby, I got		One thing I want you to know	
Am	G	F	G
Wher - ever you go		tell me 'cos I'm gonna go	

Chorus

C	G	Dm
We found love		So don't fight it
C	G	Dm
Life is a rollercoaster		Just gotta ride it
C	G	Dm
I need you, ooh		So stop hiding
C	G	Dm
Our love is a mystery		Girl, let's get inside it

Verse 1

C G
Hey, baby

Dm
You've really got me flying tonight

C G
Hey, sugar (ooh, ooh)

Dm
You almost got us punched in a fight (That's all right)

Am G F
But, baby you know The one thing I gotta know

Am G F G
Wherever you go tell me 'cos I'm gonna show

Chorus

Interlude

Bb F Am
Listen

Bb F Am
Can't you feel my heart

Bb F Am G
Can't you feel my heart

Bb F Am
Can't you take my hea-a-a-a-a-a-a-a-a-a-rt

Outro

C G Dm
Don't fight it Fight it Fight it

C G Dm
Don't fight it Fight it Fight it

C G Dm
Don't fight it Fight it Fight it

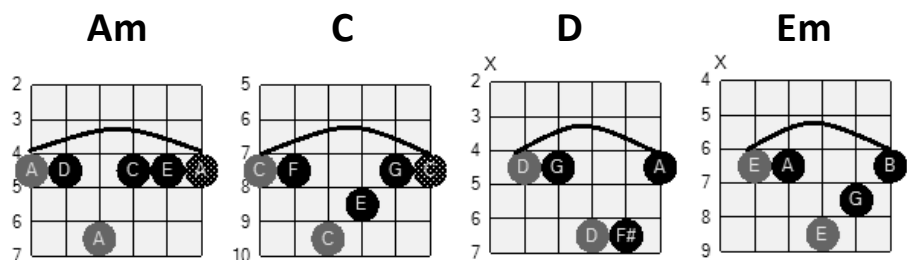
C G Dm
Don't fight it Fight it Fight it

C G Dm
Don't fight it Fight it Fight it

C G Dm
Don't fight it Fight it Fight it *(repeat until fade out)*

GET LUCKY

OPEN CHORDS



FUNKY STRUMMING PATTERN (16th notes)

Am

Intro | Am | C | Em | D | (play 2x)

Verse 1

	Am	C		Em	D
Like the legend of the phoenix			All ends with beginnings		
	Am	C		Em	D
What keeps the planet spinning			The force from the beginning		

Pre-chorus

Am	C	Em	D
We've come too far		To give up who we are	
Am	C	Em	D
So let's raise the bar		And our cups to the stars	

Chorus

Am

She's up all night 'til the sun

Em

She's up all night for good fun

C

I'm up all night to get some

D

I'm up all night to get lucky

Am

We're up all night 'til the sun

Em

We're up all night for good fun

Am

We're up all night to get lucky

Em

We're up all night to get lucky

C

We're up all night to get some

D

We're up all night to get lucky

C

We're up all night to get lucky

D

We're up all night to get lucky

Interlude | Am | C | Em | D |

Verse 2

Am C

The present has no rhythm

Am C

What is this I'm feeling?

Em D

Your gift keeps on giving

Em D

If you want to leave, I'm with it (ahh)

Pre-chorus + Chorus

Interlude | Am | C | Em | D | *(play 4x)*

Pre-chorus

Chorus (+ extra)

Am

We're up all night to get lucky

Em

We're up all night to get lucky

C

We're up all night to get lucky

D

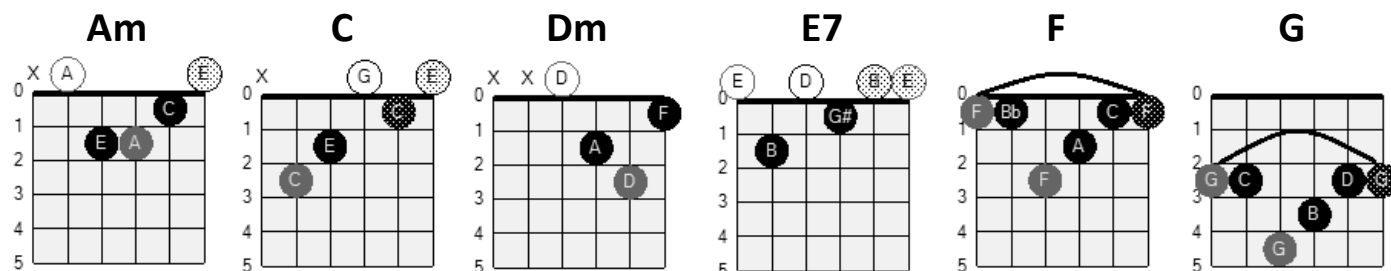
We're up all night to get lucky

Outro | Am | C | Em | D | *(play 2x)*

O'Jays (1973)

NOW THAT WE FOUND LOVE

OPEN + BARRE CHORDS



Intro | Am | Dm | G | (play 2x)

Am Dm G
Now that we found love what are we gonna do with it?

(Sweet love, we found it)

Am Dm G
Now that we found love what are we gonna do with it?

Verse 1

C Am F G
Let's give it a chance Let it control our destiny
C Am F G
We owe it to ourselves To live happy eternally

Pre-chorus 1

Am F
Oh, love is what we've been looking for
Am F
And love is what we've been searching for
C Am
Now that I've got it right here in my hand
G E7
Seems like I'm gonna spread it all over the land

Chorus 1

Am **Dm G**
Now that we found love what are we gonna do with it?

(Oh, we've got love, sweet love, right in the nick of time, we found love)

Am **dm G**
Now that we found love what are we gonna do with it?

(Sweet loving, yeah yeah)

Verse 2

C **Am** **F** **G**
Let's forgive and forget Let no thought be your enemy

C **Am** **F**
I've never felt so good I'm happy happy happy

G
As any man could be

Pre-chorus 2

Am **F**
'Cause love is what we've been looking for

Am **F**
Sweet love is what we've been searching for

C **Am**
Now I've got it right here in my hand

G **E7**
I'm gonna spread it all over the land

Chorus 2

Am **Dm G**
Now that we found love what are we gonna do with it?

(Sweet lovin', lovin', we got it, right in the nick of time, we found love)

Am **Dm G**
Now that we found love what are we gonna do with it?

(We're gonna spread it all over the land, hey hey)

Interlude | **Am** | **C G** | **Am** | **F** | *(play 2x)*

Pre-chorus 2

Chorus 3

Am **Dm G**
Now that we found love what are we gonna do with it?

(Sweet love, sweet love, we got it, we got it)

Am **Dm G**
Now that we found love what are we gonna do with it?

(Now that we've found love, we've got to spread it all over the land)

Am **Dm G**
Now that we found love what are we gonna do with it?

(Gonna hold, gotta hold on to this feeling)

Am **Dm G**
Now that we found love what are we gonna do with it?

(Feel it in the breeze, birds singing in the trees, love is all around ya, come on)

Am **Dm G**
Now that we found love what are we gonna do with it?

(Come on, we've got love, we've got love, little darling)

Outro *(Percussion takes over, in background play Am + F chords)*

A sweet and truly wonderful, wonderful love, Come on, ha
Loving, loving, we got it

Am F
(Now we got it, what we gonna do with it?)

Love

Am F
(Now we got it, what we gonna do with it?)

Loving

Am F
(Now we got it, what we gonna do with it?)

Loving

Am **F**
(Now we got it, what we gonna do with it?)

Think I wanna, think I wanna hold on to it

Am **F**
(Now we got it, what we gonna do with it?)

It's a good feeling, hold on to it

Am **F**
(Now we got it, what we gonna do with it?)

My lovin', make ya, make ya wanna walk right

Am **F**
(Now we got it, what we gonna do with it?)

Hey hey, make ya wanna talk right

Am **F**
(Now we got it, what we gonna do with it?)

Sweet love

Am **F**
(Now we got it, what we gonna do with it?)

Sweet love, we got it

Am **F**
(Now we got it, what we gonna do with it?)

We're gonna, gonna hold on

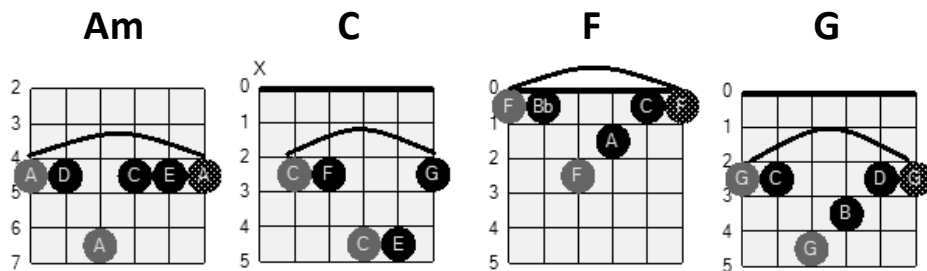
Am **F**
(Now we got it, what we gonna do with it?)

(fade out)

Exile (1978)

KISS YOU ALL OVER

BARRE CHORDS



Intro | C | F | (play 8x)

Verse 1

C F
When I get home, babe, gonna light your fire
C F
All day I've been thinkin' about you babe, you're my one desire
C F
Gonna wrap my arms around you, hold you close to me
C F
Oh babe I wanna taste your lips, I wanna be your fantasy, yeah

Riff 1

Guitar 1 plays | C | F | (2x)

Guitar 2 plays

el. guit.

Verse 2

C F
I don't know what I'd do without you, babe, don't know where I'd be

C **F**
You're not just another lover, no, you're everything to me
C **F**
Every time I'm with you, baby, I can't believe its true
C **F**
When you're layin' in my arms and you do the things you do

Pre-chorus 1

G **F**
You can see it in my eyes, I can feel it in your touch
G **F**
You don't have to say a thing, just let me show how much
Am **F** **Am**
I Love you, need you, yeah

Chorus

Am
I wanna kiss you all over And over again
Am
I wanna kiss you all over
F
Till the night closes in Till the night closes in

Riff 1

Verse 3

C **F**
No one else could ever make me feel the way you do
C **F**
So keep on lovin' me baby and I'll keep lovin' you
C **F**
It's easy to see when someone's right or someone's wrong
C **F**
Oh stay with me baby and hold me all night long

Pre-chorus 2

G **F**
So show me, show me everything you do
G **F**
Cause baby no one does it quite like you
Am **F** **Am**
I Love you, need you, yeah

Chorus

Bridge

F	F	C
Stay with me, lay with me	Holding me, loving me, baby	
F	F	C
Here with me, near with me	Feeling you close to me, baby	

Pre-chorus 2

Chorus

Riff 2 (Outro)

Guitar 1 plays | **C** | **F** | (continuously playing until fade out)

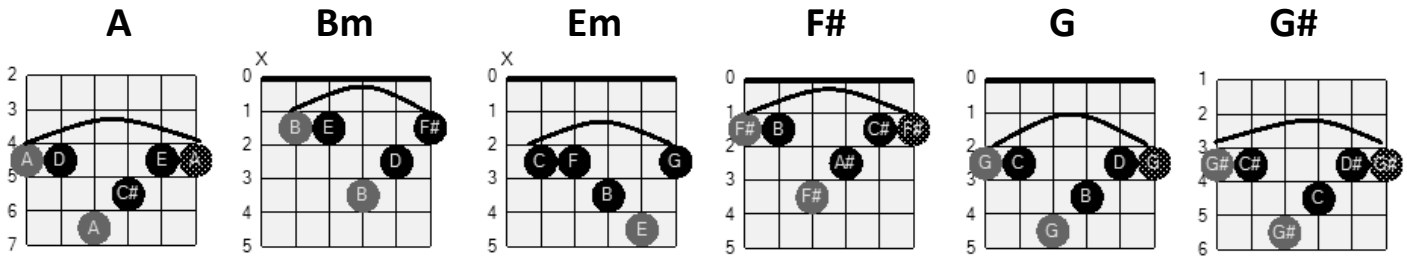
The image shows musical notation for a guitar riff in 4/4 time. The top staff is a treble clef with a 4/4 time signature. The bottom staff is a guitar tablature with strings T, A, B from top to bottom. The riff consists of two measures. The first measure has notes G4, A4, B4, A4, G4 on the B string, with a slide (sl.) over the G4-A4-B4-A4-G4 sequence. The second measure has notes G4, A4, B4, A4, G4 on the B string, with a slide (sl.) over the G4-A4-B4-A4-G4 sequence. The tablature for the first measure is 8-10-8-7-3-5-7. The tablature for the second measure is 5-3-3-3-5-5-3.

Till the night closes in
Till the night closes in
Till the night closes in

Stretch (1975)

WHY DID YOU DO IT

BARRE CHORDS



PROPOSED FUNKY STRUMMING PATTERN (16th notes)

Bm

T	2	X	X	X	2	X	X	X	2	2	2	X	2	2	2	X
A	3	X	X	X	3	X	X	X	3	3	3	X	3	3	3	X
B	4	X	X	X	4	X	X	X	4	4	4	X	4	4	4	X
B	2	X	X	X	2	X	X	X	2	2	2	X	2	2	2	X

Intro | G | F# | A | G# | Bm | Bm |

Verse 1

Bm

I've been thinking 'bout what you have done to me

Bm

The damage is much deeper than you'll ever see

Bm

Hit me like a hammer to my head

Bm

I wonder were you pushed or were you led?

Chorus

Em

Why did you do it? Why did you do that thing to me?

Bm

Em

Why did you do it? Why did you do that thing to me?

Bm

Em

The only one who knows the truth,

F# **Bm** | **F#** | **Bm** |

Man it's him me and you.

Verse 2

Bm

My friends they listen to the things I say

Bm

They listen and they hear more everyday

Bm

But I know they never understand it

Bm

Because it was no accident you planned it.

Chorus

(rhythmic drumstick hitting each other, spoken: One, Two)

Instrumental break *with horns solo, steady playing rhythm in Bm, end on*

| **Bm** | **Em** (↓) | **F#** (↓) | **Bm** (*continue*) |

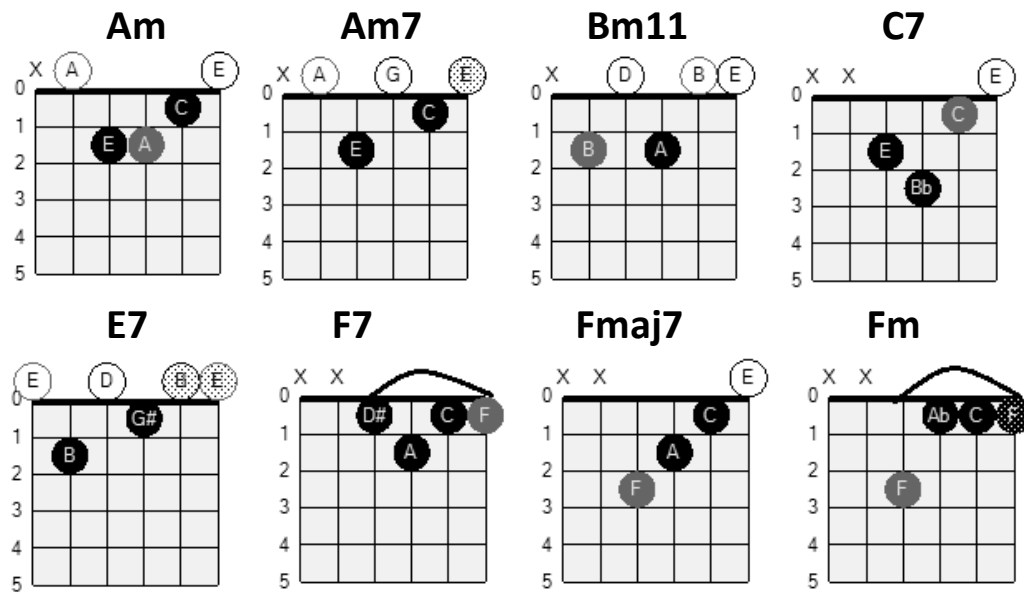
Verse 1

Chorus

Outro | **Em** (↓) | **F#** (↓) | **Bm** (↓) |

SUNNY

BARRE + OPEN CHORDS



Verse 1

Am C7 F7 E7
 Sunny yesterday my life was filled with rain.
Am C7 F7 E7
 Sunny you smiled at me and really eased the pain.
Am Am7
 Oh, the dark days are done and the bright days are here,
Fmaj7 Fm
 my sunny one shines so sincere.
Bm11 E7 Am
 Oh, Sunny one so true, I love you.

Verse 2

Am C7 F7 E7
 Sunny, thank you for the sunshine bouquet.
Am C7 F7 E7
 Sunny, thank you for the love you brought my way.
Am Am7
 You gave to me your all and all,

Fmaj7 Fm

now I feel ten feet tall.

Bm11 E7 Am

Oh, Sunny one so true, I love you.

Verse 3

Am C7 F7 E7

Sunny thank you for the truth you've let me see.

Am C7 F7 E7

Sunny thank you for the facts from A to Z.

Am Am7

My life was torn like wind blown sand,

Fmaj7 Fm

then a rock was formed when we held hands.

Bm11 E7 Am

Sunny one so true, I love you.

Verse 4

Am C7 F7 E7

Sunny, thank you for that smile upon your face.

Am C7 F7 E7

Sunny, thank you for that gleam that flows with grace.

Am Am7

You're my spark of nature's fire,

Fmaj7 Fm

you're my sweet complete desire.

Bm11 E7 Am

Sunny one so true, I love you.

VERSE 1 *(Repeat)*

Outro

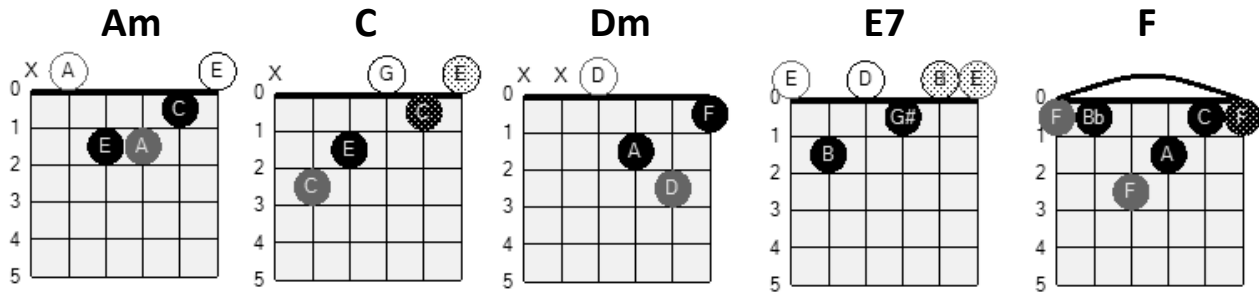
E7 Am E7 Am E7 Am

I love you, I love you, I love you *(repeat until fade-out)*

Lonnie Johnson (1960)

SUMMERTIME

BARRE + OPEN CHORDS



(Possibly playing with fingerpicking)

Intro | Am | E7 | Am | E7 |

Verse 1

Am	E7	Am
Summertime,	And the livin' is easy	
Dm	F	E7
Fish are jumpin'	And the cotton is high	

Chorus

Am	E7	Am
Oh, Your daddy's rich	And your mamma's good lookin'	
C	E7	Am
So hush little baby	Don't you cry	

Verse 2

Am	E7	Am
One of these mornings	You're going to rise up singing	

Dm **F** **E7**
Then you'll spread your wings And you'll take to the sky

Bridge

Am **E7** **Am**
But until that morning There's a'nothing can harm you
C **F** **E7** **Am**
With daddy and mammy standing by

Repeat **Verse 1 + Chorus + Verse 2 + Bridge** (= *Outro*)

INTERLUDE I

Based on: Jimi Hendrix (1968)

Musical notation for measures 1-6. The top staff is a treble clef with a 4/4 time signature. Measures 1-5 are whole rests. Measure 6 contains a slurred eighth-note figure: G4 (sl), A4, B4, A4, G4, F#4, E4, D4. The bottom staff shows guitar tablature for measures 6-13. Measure 6: 13-12-14. Measure 7: 14-14-14. Measure 8: 14-14-14. Measure 9: 14-14-14. Measure 10: 14-14-14. Measure 11: 12-13. Measure 12: 13-12-14. Measure 13: 13-12-14. The letters T, A, and B are written vertically on the left side of the tablature.

Musical notation for measures 7-8. Measure 7: G4, A4, B4, A4, G4, F#4, E4, D4. Measure 8: G4, A4, B4, A4, G4, F#4, E4, D4. The bottom staff shows guitar tablature for measures 7-11. Measure 7: 11-11-11. Measure 8: 11-11-11. Measure 9: 11-11-11. Measure 10: 11-11-11. Measure 11: 11-11-11. The letters T, A, and B are written vertically on the left side of the tablature.

Musical notation for measures 9-11. Measure 9: G4, A4, B4, A4, G4, F#4, E4, D4. Measure 10: G4, A4, B4, A4, G4, F#4, E4, D4. Measure 11: G4, A4, B4, A4, G4, F#4, E4, D4. The bottom staff shows guitar tablature for measures 9-11. Measure 9: 11-9-9-12-10. Measure 10: 11-9-9-9-7-7. Measure 11: 2-4-4-6-4-6-4-6. The letters T, A, and B are written vertically on the left side of the tablature.

Musical notation for measures 12-14. Measure 12: G4, A4, B4, A4, G4, F#4, E4, D4. Measure 13: G4, A4, B4, A4, G4, F#4, E4, D4. Measure 14: G4, A4, B4, A4, G4, F#4, E4, D4. The bottom staff shows guitar tablature for measures 12-14. Measure 12: 7-5-6-2-2. Measure 13: 2-2-4-2-6-4-6-4-6. Measure 14: 4-6-5-7-5. The letters T, A, and B are written vertically on the left side of the tablature.

Musical notation for measures 15-17. Measure 15: G4, A4, B4, A4, G4, F#4, E4, D4. Measure 16: G4, A4, B4, A4, G4, F#4, E4, D4. Measure 17: G4, A4, B4, A4, G4, F#4, E4, D4. The bottom staff shows guitar tablature for measures 15-17. Measure 15: 2-2-4-2-2-4-2. Measure 16: 4-2-4-4-0. Measure 17: 2-2-6-5-7-5. The letters T, A, and B are written vertically on the left side of the tablature.

Musical notation for measures 18-20. Treble clef, key signature of one sharp (F#). Measure 18: C4, D4, E4, F#4, G4, A4, B4, C5. Measure 19: C5, B4, A4, G4, F#4, E4, D4, C4. Measure 20: C4, D4, E4, F#4, G4, A4, B4, C5. Fingering: T (5), A (6), B (4). Slurs and accents: *sl*, *sl*, *H*, *P*. A triplet of notes is marked with a '3'.

Musical notation for measures 21-24. Measure 21: C4, D4, E4, F#4, G4, A4, B4, C5. Measure 22: C5, B4, A4, G4, F#4, E4, D4, C4. Measure 23: C4, D4, E4, F#4, G4, A4, B4, C5. Measure 24: C5, B4, A4, G4, F#4, E4, D4, C4. Fingering: T (5), A (6), B (4). Slurs and accents: *sl*, *H*, *P*, *sl*, *sl*. A triplet of notes is marked with a '3'.

Musical notation for measures 25-27. Measure 25: C4, D4, E4, F#4, G4, A4, B4, C5. Measure 26: C5, B4, A4, G4, F#4, E4, D4, C4. Measure 27: C4, D4, E4, F#4, G4, A4, B4, C5. Fingering: T (9), A (12), B (12). Slurs and accents: *full*, *full*, *full*, *P*.

Musical notation for measures 28-30. Measure 28: C4, D4, E4, F#4, G4, A4, B4, C5. Measure 29: C5, B4, A4, G4, F#4, E4, D4, C4. Measure 30: C4, D4, E4, F#4, G4, A4, B4, C5. Fingering: T (9), A (11), B (13). Slurs and accents: *sl*, *full*, *full*, $1\frac{1}{2}$, $1\frac{1}{2}$, $1\frac{1}{2}$.

Musical notation for measures 31-33. Measure 31: C4, D4, E4, F#4, G4, A4, B4, C5. Measure 32: C5, B4, A4, G4, F#4, E4, D4, C4. Measure 33: C4, D4, E4, F#4, G4, A4, B4, C5. Fingering: T (12), A (12), B (9). Slurs and accents: *full*, *sl*, *sl*, *full*, $\frac{1}{2}$, *full*, *sl*.

Musical notation for measures 34-37. The top staff is a treble clef with notes and slurs. The bottom staff is a guitar TAB with fret numbers and techniques.

Measure 34: Treble clef, whole rest. TAB: open strings.

Measure 35: Treble clef, quarter note G4, quarter note A4, quarter note B4. Slurs over G-A and A-B. Slurs labeled *sl.* above. TAB: 4-6, 4-6, 4-6.

Measure 36: Treble clef, quarter note B4, quarter note C5, quarter note B4. Slurs over B-C and C-B. Slurs labeled *sl.* above. Triplet over B-C-B. Techniques H and P above. TAB: 5-7-5, 4-4-4.

Measure 37: Treble clef, quarter note B4, quarter note C5, quarter note B4. Slurs over B-C and C-B. Slurs labeled *sl.* above. Triplet over B-C-B. Techniques H and P above. TAB: 2-4, 2-4, 2-4.

Musical notation for measures 38-40. The top staff is a treble clef with notes and slurs. The bottom staff is a guitar TAB with fret numbers and techniques.

Measure 38: Treble clef, quarter note B4, quarter note C5, quarter note B4. Slurs over B-C and C-B. Slurs labeled *sl.* above. Triplet over B-C-B. Techniques H and P above. TAB: 5-7-5, 4-4-4.

Measure 39: Treble clef, quarter note B4, quarter note C5, quarter note B4. Slurs over B-C and C-B. Slurs labeled *sl.* above. Triplet over B-C-B. Techniques H and P above. TAB: 0-2, 4-6, 4-6, 4-4.

Measure 40: Treble clef, quarter note B4, quarter note C5, quarter note B4. Slurs over B-C and C-B. Slurs labeled *sl.* above. Triplet over B-C-B. Techniques H and P above. TAB: 4-6, 4-6, 4-4.

Deep Purple (1972)

SMOKE ON THE WATER

POWER CHORDS

G5	F5	C5	Ab5

Play song with pick or with fingers.

SLASH CHORDS (*Riff*)

G5/D	Bb5/F	C5/G	C#5/G#

Intro (*Riff, play 6*)

G5/D	Bb5/F	C5/G	G5/D	Bb5/F	C#5/G#	C5/G
G5/D	Bb5/F	C5/G	Bb5/F	G5/D		

Verse 1

G5
 We all came out to Montreux
 To make records with a mobile
 Frank Zappa and the Mothers

F5 **G5**
 On the Lake Geneva shoreline
F5 **G5**
 We didn't have much time
F5 **G5**
 Were at the best place around

But some stupid with a flare gun

F5

G5

Burned the place to the ground

Chorus

C5 **Ab5**

Smoke on the water

G5/D **Bb5/F** **G5/D** **Bb5/F** **G5/D** **Bb5/F**

A fi ----- re in the sky

C5 **Ab5**

Smoke on the water

Riff (*play 2x*)

Verse 2

G5

They burned down the gambling house

F5

G5

It died with an awful sound

Uh, Funky Claude was running in and out

F5

G5

Pulling kids on the ground

When it all was over

F5

G5

We had to find another place

But Swiss time was running out

F5

G5

It seemed that we would lose the race

Chorus + Riff (*play 2x*)

Verse 3

G5

We ended up at the Grand Hotel

F5

G5

It was empty, cold, and bare

G5

But with the Rolling truck Stones thing just outside

F5

G5

Making our music there

G5

With a few red lights, a few old beds

F5

G5

We made a place to sweat

G5

F5

G5

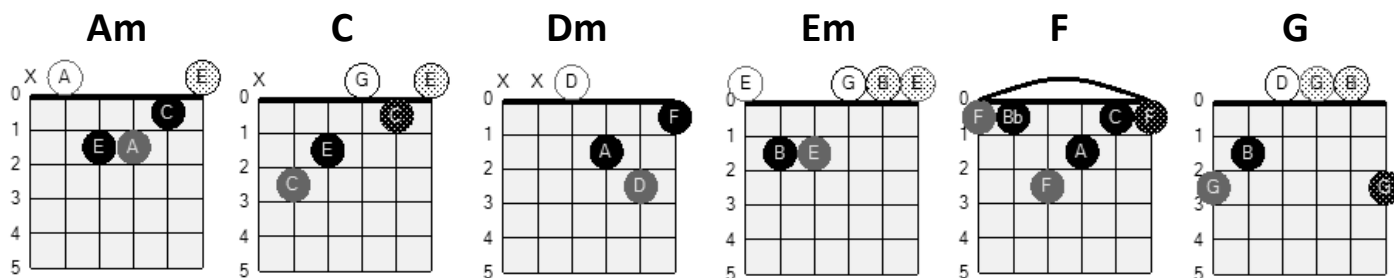
No matter what we get out of this

Ha, I know, I know we'll never forget

Chorus + Intro Riff *(play 2x, fade out on chorus)*

BAD HABITS

BARRE + OPEN CHORDS



Intro *(whispering: one-two-three-four)*



| Am | Em | F | G |

Oooh – Hooo – Oooh

Verse 1

Am Em F
Every time you come around, you know I can't say no

Am Em F
Every time the sun goes down, I let you take control

Am Em F
I can feel the paradise before my world implodes

Am Em Dm
And tonight had something wonderful

Chorus

Am C
My bad habits lead to late nights endin' alone

F
Conversations with a stranger I barely know

G Am C
Swearin' this'll be the last, but it probably won't

Dm **F**
 I got nothin' left to lose, or use, or do
Am **C**
 My bad habits lead to wide eyes starin' at space
F
 And I know I lose control of the things that I say
G **Am** **C**
 Yeah, I was lookin' for a way out, now I can't escape
Dm **F**
 Nothin' happens after two, it's true, it's true
Am
 My bad habits lead to you

Post-chorus

| **Am** | **Em** | **F** | **G** **Am**
 Ohooo – Hoooo – Ooooh, my bad habits lead to you!
 | **Am** | **Em** | **F** | **G** **Am**
 Ohooo – Hoooo – Ooooh, my bad habits lead to you!

Verse 2

Am **Em** **F**
 Every pure intention ends when the good times start
Am **Em** **F**
 Fallin' over everything to reach the first time's spark
Am **Em** **F**
 It started under neon lights and then it all got dark
Am **Em** **Dm**
 I only know how to go too far

Chorus + Post-chorus

Bridge

Am **C** **F**
 We took the long way 'round

Am

C

Dm

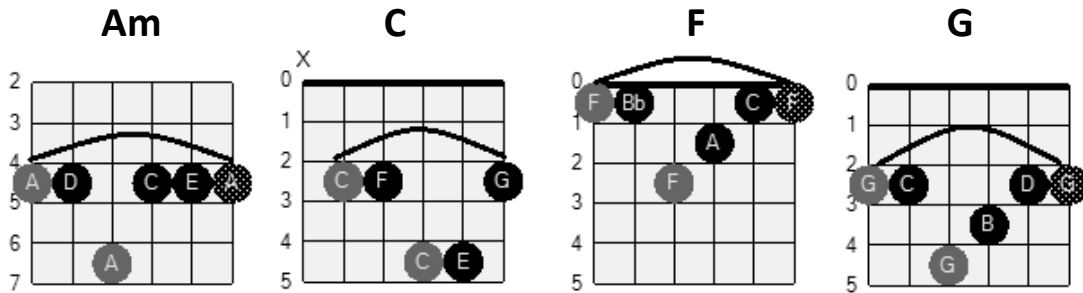
And burned 'til the fun ran out, now

Chorus + Post-chorus

Train (2009)

HEY SOUL SISTER

BARRE + OPEN CHORDS



Intro

C **G** **Am** **F**
Hey, He-e-e-e-ey, He-e-e-e-ey

Verse 1

C **G** **Am** **F**
Your lipstick stains, on the front lobe of my left side brains
C **G** **Am** **F** **G**
I knew I wouldn't forget you and so I went and let you blow my mind
C **G** **Am** **F**
Your sweet moonbeam, the smell of you in every single dream I dream
C **G**
I knew when we collided you're the one I have decided
Am **F** **G**
who's one of my kind

Chorus 1

F **G** **C (↓↓)** **G (↓↓)** **F**
Hey soul sister, ain't that Mister Mister on the radio stereo
G **C (↓↓)** **G (↓↓)**
The way you move ain't fair you know
F **G** **C (↓↓)** **G (↓↓)** **F** **G**
Hey soul sister I don't want to miss a single thing you do

Bridge

C **G** **Am** **F**
To-night, Hey, He-e-e-e-ey, He-e-e-e-ey

Verse 2

C **G** **Am** **F**
Just in ti-i-i-ime I'm so glad you have a one track mind like me
C **G** **Am** **F** **G**
You gave my life direction, a game show love connection we can't deny – I - iii
C **G** **Am** **F**
I'm so obsessed, my heart is bound to beat right out my untrimmed chest
C **G** **Am**
I believe in you like a virgin you're Madonna and I'm always gonna wanna
F **G**
blow your mind

Chorus 2

F **G** **C (↓↓)** **G (↓↓)** **F**
Hey soul sister, ain't that Mister Mister on the radio stereo
G **C (↓↓)** **G (↓↓)**
The way you move ain't fair you know
F **G** **C (↓↓)** **G (↓↓)** **F** **G** **C**
Hey soul sister I don't want to miss a single thing you do Tonight

Verse 3

C **G** **Am**
The way you can cut a rug, Watching you's the only drug I need
F **C**
You're so gangster I'm so thug, You're the only one I'm dreaming of you see
G **Am**
I can be myself now finally, In fact there's nothing I can't be
F **G**
I want the world to see you be with me

Chorus 1

Outro

C **G** **Am** **F** **G**
To-night, Hey, He-e-e-e-ey, He-e-e-e-ey

C **G** **Am** **F** **G**
To-night, Hey, He-e-e-e-ey, He-e-e-e-ey

C
To-night.

Phil Collins (1988)

GROOVY KIND OF LOVE

CHORDS

Chord diagrams for the following chords:

- A**: X 0 2 2 2 0
- Am**: X 0 2 2 2 0
- Am7**: X 0 2 2 2 0
- Bm**: X X 0 2 2 2
- Bm7**: X X 0 2 2 2
- C**: X 0 3 2 3 0
- C#m**: X X 0 2 2 2
- C#m7**: X X 0 2 2 2
- D**: X X 0 2 2 2
- E**: 0 2 2 2 0 0
- G**: 0 3 2 3 0 0

SUGGESTED FINGERPICKING

Musical notation for suggested fingerpicking patterns:

- A**: Treble clef, 4/4 time. Notes: G4, A4, B4, C5. TAB: 0 2 2 0 2 2 2 0
- Am**: Treble clef, 4/4 time. Notes: G4, A4, B4, C5. TAB: 2 2 1 0 1 2 1 0
- Am7**: Treble clef, 4/4 time. Notes: G4, A4, B4, C5. TAB: 2 0 1 0 1 0 1 0
- Bm**: Treble clef, 4/4 time. Notes: G4, A4, B4, C5. TAB: 0 4 3 2 3 4 3 2
- Bm7**: Treble clef, 4/4 time. Notes: G4, A4, B4, C5. TAB: 0 2 0 0 2 0 2
- C**: Treble clef, 4/4 time. Notes: G4, A4, B4, C5. TAB: 0 1 0 1 0 1 0
- C#m**: Treble clef, 4/4 time. Notes: G4, A4, B4, C5. TAB: 0 6 5 4 5 6 5 4
- C#m7**: Treble clef, 4/4 time. Notes: G4, A4, B4, C5. TAB: 0 3 4 3 4 3 4 3
- D**: Treble clef, 4/4 time. Notes: G4, A4, B4, C5. TAB: 0 2 3 2 3 2 3 2
- E**: Treble clef, 4/4 time. Notes: G4, A4, B4, C5. TAB: 1 0 0 0 1 0 0 0
- G**: Treble clef, 4/4 time. Notes: G4, A4, B4, C5. TAB: 0 0 3 0 0 0 3

Intro | G | D | G | D |

Verse 1

G **D**
When I'm feeling blue all I have to do

G **Am**
Is take a look at you then I'm not so blue

Am7 **Bm7**
When you're close to me, I can feel your heartbeat

C **D**
I can hear you breathing in my ear

G **D** **G** **D**
Wouldn't you agree baby you and me got a groovy kind of love?

Verse 2

G **D**
Anytime you want to you can turn me into

G **Am**
Anything you want to anytime at all

Am7 **Bm7**
When I kiss your lips oooh I start to shiver

C **D**
Can't control the quivering inside

G **D** **G**
Wouldn't you agree baby you and me got a groovy kind of love?

Interlude

| **A** | **E** | **A** | **E** | **A** | **Bm** | **Bm7** | **C#m** | **D** | **D** |
Ohooooo

Verse 3

A **E**
When I'm feeling blue all I have to do

A **Bm**
Is take a look at you then I'm not so blue

Bm7

C#m7

When I'm in your arms nothing seems to matter

D

E

My whole world could shatter I don't care

A

E

A

E

Wouldn't you agree baby you and me got a groovy kind of love?

Outro

A

E

We got a groovy kind of love --- *repeat various times, end on A (↓)* ---

Eagles (1976)

HOTEL CALIFORNIA

CHORDS

Am: X 0 2 2 1 0 (A, E, C)
C: X 0 3 2 1 0 (G, E, F)
D: X X 0 2 2 1 (D, A, F#)
Dm: X X 0 2 1 0 (D, A, D)
E7: 0 2 0 1 0 2 (E, D, G#, B)
F: 0 2 1 3 2 1 (F, Bb, C, A)
G: 0 3 0 2 0 0 (D, B, G)

SUGGESTED FINGERPICKING FOR INTRO

Am E7 G D
F C Dm E7

Intro | Am | E7 | G | D | F | C | Dm | E7 | (play 2x)

Verse 1

Am E7
On a dark desert highway, cool wind in my hair
G D
Warm smell of colitas rising up through the air

F **C**
 Up ahead in the distance, I saw a shimmering light

Dm
 My head grew heavy and my sight grew dim

E7
 I had to stop for the night

Am **E7**
 There she stood in the doorway; I heard the mission bell

G
 And I was thinking to myself

D
 This could be heaven or this could be hell

F **C**
 Then she lit up a candle, and she showed me the way

Dm
 There were voices down the corridor,

E7
 I thought I heard them say...

Chorus 1

F **C**
 Welcome to the Hotel California.

E7 **Am**
 Such a lovely place, (such a lovely place), such a lovely face

F **C**
 Plenty of room at the Hotel California

Dm **E7**
 Any time of year, (any time of year) You can find it here

Verse 2

Am **E7**
 Her mind is Tiffany-twisted, She got the Mercedes bends

G **D**
 She got a lot of pretty pretty boys she calls friends

F **C**
 How they danced in the courtyard, sweet summer sweat

Dm **E7**
 Some dance to remember, some dance to forget

Am **E7**
 So I called up the captain; Please bring me my wine (he said)

G **D**
 We haven't had that spirit here since 1969

F **C**
 and still those voices are calling from far away

Dm
 Wake you up in the middle of the night

E7
 Just to hear them say...

Chorus 2

F **C**
 Welcome to the Hotel California.

E7 **Am**
 Such a lovely place, (such a lovely place), such a lovely face

F **C**
 They're livin' it up at the Hotel California

Dm **E7**
 What a nice surprise, (what a nice surprise) Bring your alibis

Verse 3

Am **E7**
 Mirrors on the ceiling; the pink champagne on ice (and she said)

G **D**
 We are all just prisoners here, of our own device

F **C**
 and in the master's chambers, they gathered for the feast

Dm
 They stab it with their steely knives but they

E7
 just can't kill the beast

Am **E7**
 Last thing I remember, I was running for the door

G

I had to find the passage back to the place I was before

D

F

"Relax" said the night man; we are programmed to receive

C

Dm

You can check out any time you like

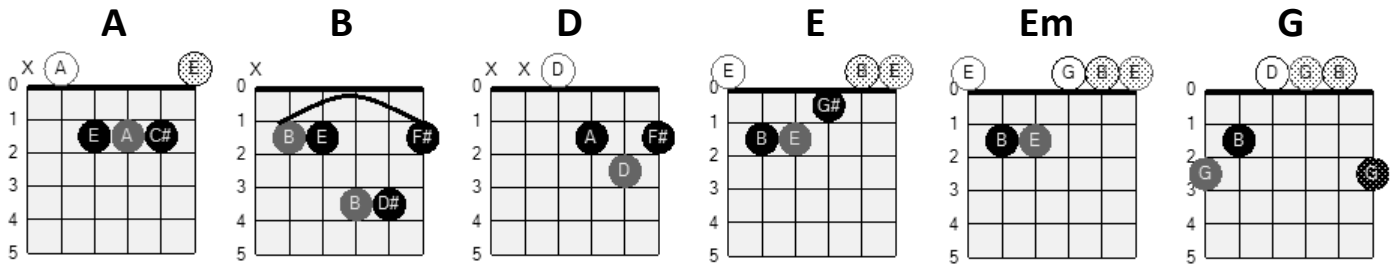
E7

But you can never leave...

Outro | **Am** | **E7** | **G** | **D** | **F** | **C** | **Dm** | **E7** |
(play 5x until fade out)

LOCOMOTIVE BREATH

BARRE + OPEN CHORDS



Intro (after piano & lead intro, ca. 1:20 m.)

| Em G D | Em | Em G D | Em | Em G D |

Verse 1

| Em | Em G D | Em |
 In the shuf-fl-ing mad-... ness... of the lo-co-mo-... tive breath,...
 | Em G D | Em | Em G D | B |
 ... runs the all-time... los-... er... head-... long... to... his
 | B D | Em | Em G D |
 death... Oh,... he feels... the pis-... ton... scrap-... ing,... steam...
 | Em | Em G D | G |
 break-... on... his... brow... Old... Char-... lie stole... the han-...
 | A | B | B |
 ... dle,... and the train,... it won't... stop... go-ing; no way to... slow...
 | Em | Em G D | Em | Em G D |
 down... Oh!...

Verse 2

| Em | Em G D | Em |
 He sees his chil-dren... jump-... ing off... at sta-tions,... one... by
 | Em G D | Em | Em G D | B |
 one... His wo-man and his... best... friend... in bed and... hav-... ing
 | B D | Em | Em G D |
 fun... Oh,... he's crawl-... ing down... the cor-ri-dor...
 | Em | Em G D | G |
 on... his hands... and... knees... Old... Char-... lie stole... the han-...

|A |B |B D |
... dle,... and the train,... it won't... stop... go-ing; no way to... slow...
|Em |Em G D |Em |Em G D |
down... Hey,... hey...

Solo (*flute*) • *Accompaniment flute solo:*

Em	Em G D	Em	Em G D	Em	Em G D
B	B D				
Em	Em G D	Em	Em G D	G	A
B	B D				
Em	Em G D	Em	Em G D		

Verse 3

|Em |Em G D |Em |
He hears the si-lence... howl-... ing,... catch-es an-gels... as... they
|Em G D |Em |Em G D |
fall,... and the all-time... win-... ner...
|B |B D |Em |
has got him... by... the balls... Oh,... he picks... up Gid-... 'on's... Bi-...
|Em G D |Em |Em G D |G |
...-ble,... o-... pen at... page... one... I thank... God... he... stole the han-...
|A |B |B D |
... dle,... and the train,... it won't... stop... go-ing; no way to... slow...

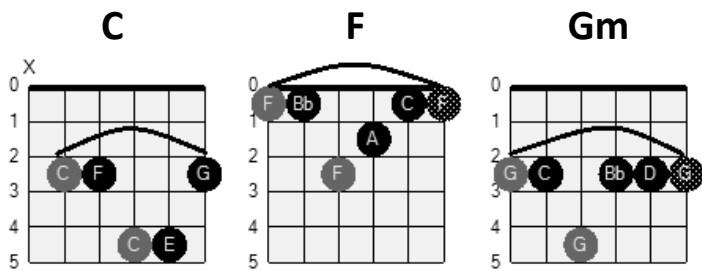
Outro

|Em |Em G D |Em |Em G D |
down... No way... to... slow... down... No way... to... slow...
|Em |Em G D |Em |Em G D |
down... No way... to... slow... down... No way... to... slow...
|Em |Em G D |Em |Em G D |
down... No way... to... slow... down... No way... to... slow...
|Em |Em |Em |Em | (*fade out on Em*)
... down...

Laid Back (1990)

BAKERMAN

BARRE CHORDS



Intro

| Gm | F | C | C | (play 6x during intro solo)

Solo

Verse 1

Gm	F	C	C	Gm	F	C	C
Bakerman is baking bread				Bakerman is baking bread			
Gm	F	C	C	Gm	F	C	C
Sagabona kunjani wena				Sagabona kunjani wena			
Gm	F	C	C	Gm	F	C	C
The night train is coming, got to keep on running							
Gm	F	C	C	Gm	F	C	C
The night train is coming, got to keep on running							

Verse 2

Gm F C C
 Bakerman is making bread
Gm F C C
 Sagabona kunjani wena
Gm F C
 The night train is coming,

Gm F C C
 Bakerman is making bread
Gm F C C
 Sagabona kunjani wena
Gm F C
 The night train is coming

Guitar solo

| **Gm** | **F** | **C** | **C** | (play 5x during guitar solo)

Solo

The guitar solo notation consists of four staves. The first staff shows a sequence of chords (Gm, F, C, C) with a double bar line followed by a series of triplets and slurs. The second staff continues with more complex triplet patterns and slurs. The third staff includes a 'H' (harmonic) marking and further triplet patterns. The fourth staff concludes the solo with a 'P' (piano) marking and final triplet patterns.

Verse 3

Gm F C C
 Bakerman is baking bread
C C
 Bakerman is baking bread
C C
 Take it easy
Gm F
 You got to cool down, relax

Gm F
 Sagabona kunjani wena
Gm F
 You got to cool down
C C
 Take it easy

Gm **F** **C**
Slow down (slow down) relax (relax)
C **Gm** **F**
It's too late to worry Slow down (slow down)

Outro

C **C** **Gm** **F**
Take it easy

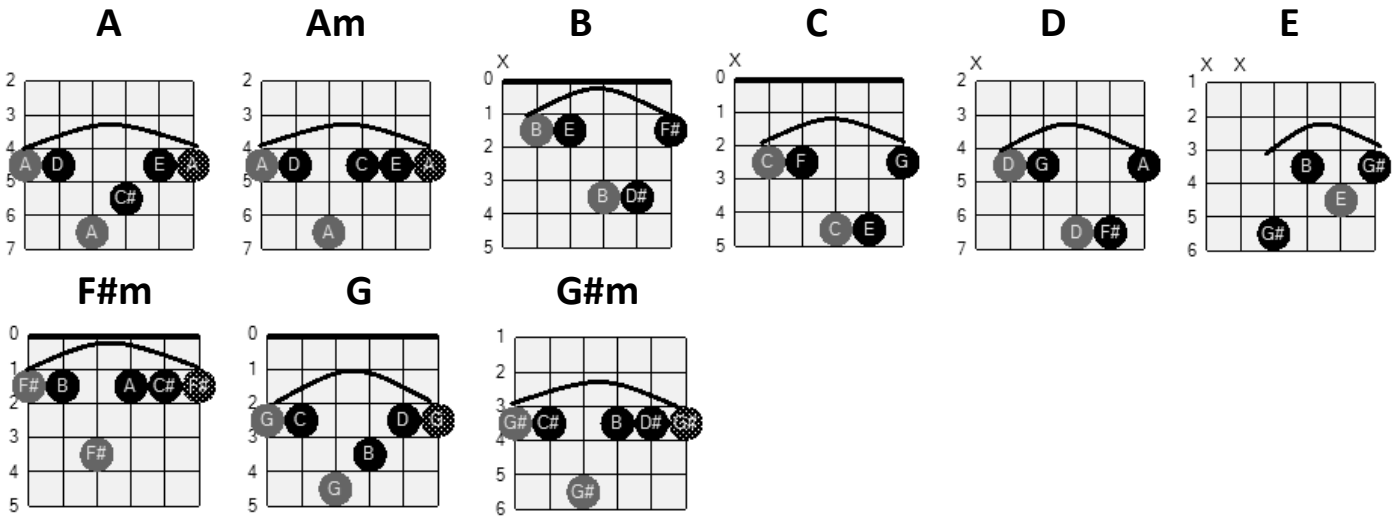
C **C** **Gm** **F**
Take it easy

C **C** **Gm** **F**
Take it easy

(end on C)

PROMISES BROKEN

BARRE CHORDS



Intro | E | G#m | F#m | B |

Verse 1

<p>E Streets are filled with broken glass</p> <p style="text-align: center;">E</p> <p>Give me just a little taste</p> <p style="text-align: center;">E E E </p> <p>Take me home</p>	<p>A</p> <p>You get buried by the past</p> <p style="text-align: center;">B</p> <p>Lay this mask to waste</p>	<p>Am</p>
---	---	------------------

Verse 2

<p>E My mind is racing take me home</p> <p style="text-align: center;">E</p> <p>I'll make you want to stay with me</p> <p style="text-align: center;">E</p> <p>One more time</p>	<p>A</p> <p>My body's aching so alone</p> <p style="text-align: center;">B</p> <p>Befriended by the enemy</p>	<p>Am</p>
---	---	------------------

Chorus 1

<p>E Every little thing about this tells me</p>	<p>G#m Nothing out there is ever gonna help me</p>
--	---

F#m **B (↓)** **E | E | E |**
All these words that I hear spoken Just promises broken now

Bridge

G
Looking outside from my window sill
C
Throw another coin in the wishing well
G C
You'll never find what you're looking for
A D
15 ... miles
A
Your dim light shines
D
From so far away
B E B
Your sad smile, is all I see
E
When I say...

Chorus 1 *(alternate playing)*

E (↓) **G#m (↓)**
Every little thing about this tells me Nothing out there is ever gonna help me
F#m (↓) **B (↓)** **E | E | E |**
All these words that I hear spoken Just promises broken now


Verse 3

E A Am
From the hotel satellite Don't look like you're livin' right
E B
Here's a deal you can't refuse You ain't got as much to lose

Chorus 2 *(alternate)*


E
Can you tell your troubles to
F#m
It's alright

G#m
Someone who won't laugh at you



E
And as I watch you walk away
F#m
It's alright

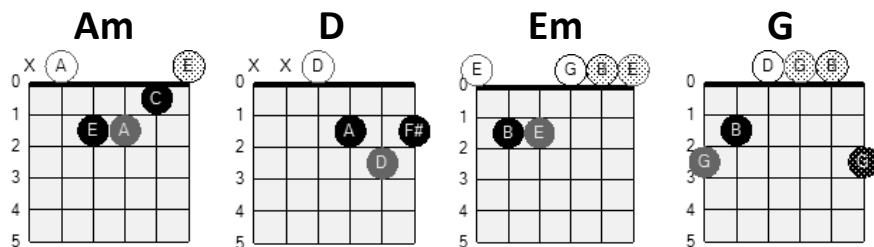
G#m
Hope a part of you will stay



Chorus 1 (end on E)

BEAUTIFUL MADNESS

OPEN CHORDS



Intro | Em Am | D Em | (play 2x)

Verse 1

Em	Am	D	Em
And there's a line on the horizon		You're like a lion and the lamb	
Em	Am	D	Em
Is it a tragedy or triumph?		You're so good, it's sick	
Em	Am	D	Em
Why did you swallow down my poison?		Now I'm your number one fan	
Em	Am	D	Em Em - Em
Naked on a desert island, yeah		You're so good, it's sick	

Chorus

Am	Em	G	D
Now it feels like beautiful madness		Feels like never enough	
Am	Em	D	Em
Don't you know that you are the baddest?		My love, my love, my love	
Am	Em	G	D
Yeah, it feels like beautiful madness		I just can't get enough	
Am	Em		
Don't you know that you're leaving me breathless?			
D	Em		
My love, my love, my love			

Post-chorus

Am Em D Em
 Ooh, what a beautiful madness
 Am Em D Em
 Ooh, what a beautiful madness

Verse 2

Em	Am	D	Em
Now we don't care about the cash flow		We got another kinda gold	
Em	Am	D	Em
We keep it hot, no tabasco		No sleep, no sleep	
Em	Am	D	Em
Plenty sharks in the ocean		But we still dive deep	
Em	Am	D	Em Em - Em
Come and take a sip of the potion		No sleep, no sleep	

Chorus + post-chorus

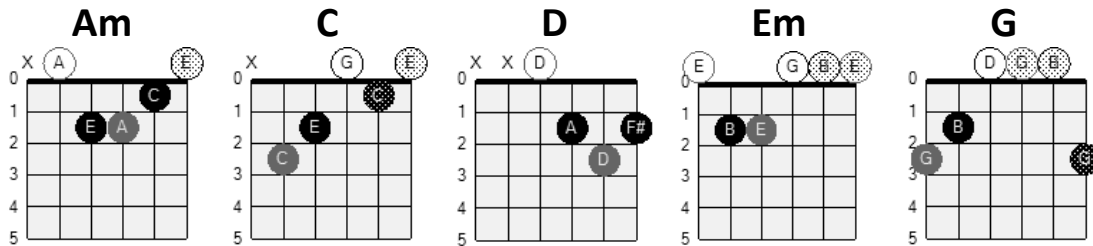
Bridge

Em	Am	D	Em
You're my love, my love, my love		My love, my love, my love	
Em	Am	D	Em
You're my love, my love, my love		My love, my love, my love	
Em	Am	D	Em
My love, my love, my love		My love, my love, my love	
Em	Am	D	Em
You're my love, my love, my love		Yeh – Yeh – Yeh – Yeh	

Chorus

IN MY BONES

OPEN CHORDS



Intro | Em | G | D | Em |

Verse 1

Em G
 Yes I made a lot of mistakes, yeah Guess I been in my own way
 D Em
 But I gotta do what it takes now
 Em G
 Got me feeling like I missed my time Got me feeling like I'm lost
 D Em
 I'll be facing all my demons now (now)

Pre-Chorus

Am Em D Am Em D
 I got my eyes on the road Love, oh I'm gonna do right by you Love, oh

Chorus

Em G
 'Cause I got a feeling in my bones In my bones, yeah baby
 D C D
 I gotta move like a rolling stone Rolling stone, yeah baby
 Em G
 Ain't nobody gonna talk me down Ain't nobody gotta hold me now
 D C D
 I got a feeling in my bones In my bones, will never touch the ground

Instrumental break 1 | Em | G | D | Em |

Verse 2

Em		G	
I've walking on a tightrope, yeah		I've been dancing with a ghost	
D		Em	
Can't nobody take me out my zone		I gotta walk until I get there, yeah	
G		D	Em
One step at a time		Tell my baby I'll be coming home	

Pre-chorus + chorus

Instrumental break 2 | Em | G | D | C D |

Bridge 1

Am		C	
So I'm gonna take a leap of faith		Feel this moment, find my place	
Em	D	Am	
No I ain't gonna walk alone		So we can take that leap of faith	
C		Em	D
Seal the moment, find our place		We ain't gonna walk alone	

Bridge 2

Am	Em	G	D
'Cause I got a feeling in my bones		In my bones, yeah baby	
Am	Em	G	N.C.
I gotta move like a rolling stone		Rolling stone, yeah baby	

Chorus

Outro | Em | G | D | Em |

INTERLUDE II

Based on: **Allman Brothers Band** (1971)

The guitar tablature for "Interlude II" is presented in 10 lines. Each line contains two staves labeled 'T' (Treble) and 'A' (Bass). The music is in 4/4 time. The first line starts with a 4/4 time signature. The notation includes various fret numbers (e.g., 10, 11, 12, 8, 9, 10, 12, 8, 9, 8, 8, 8, 10, 8, 8), accidentals (X), slurs, and dynamic markings like *sf*. The piece concludes with a final chord in the 10th line.

TAB

14 16 16 16 14 12 14 17 17 14 12 | 13 15 14 17 14 12 12 (12) / 14 12

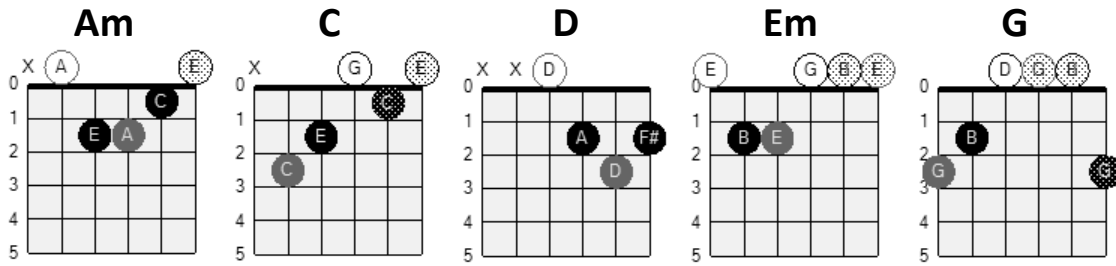
14 16 14 16 15 16 14 16 14 14 16 16 14 | 14 16 15 14 12 10 10 10 8

8 / 15 15 18 15 15 18 20 20 18 15 17 15 15 18 21 | 18 21 18 20 15 15 18 20 18 20 15 15 15 18

Coldplay (2005)


TALK

OPEN CHORDS (Capo on 3rd Fret)




Intro | C | Em | G | (play 4x)
 | C | D |

Or play
 (4x)



Play 1x



Verse 1

C Em G C Em G

Oh, brother I can't, I can't get through.

C Em

I've been trying hard to reach you

G C D

'Cause I don't know what to do.

Verse 2

C Em G C Em G

Oh, brother I can't believe it's true.

C Em

I'm so scared about the future

G C D
And I want to talk to you.

C D Em (*strike 1 time and hold for 4 bars*)
Oh, I want to talk to you.

Chorus

C Em G C Em G
You could take a picture of something you see.

C Em G C Em G
In the future where will I be?

C Em G C Em G
You could climb a ladder up to the sun

C Em G
Or write a song nobody had sung

C D Em (*strike 1 time and hold for 4 bars*)
Or do something that's never been done.

Verse 3

C Em G C Em G
Are you lost or incomple - te?

C Em G C D
Do you feel like a puzzle, You can't find your missing piece.

C Em G C Em G
Tell me how you feeeel.

C Em G C D
Well, I feel like they're talking, in a language I don't speak.

C D Em (*strike 1 time and hold for 4 bars*)
And they're talking it to me.

Chorus (*with 1x extra singing*)

C D Em (*strike 1 time and hold for 4 bars*)
And they're talking it to me.

Solo (*accompaniment during solo*)

| **Am** | **C** | **Em** | **D** | (*play 4x*)

| C | Em G | (play 3x)

| C | D |

(play 2x)



(play 4x)



Bridge

C Em G C Em G
So you don't know where you're going and you want to talk.

C Em G C Em G
And you feel like you're going where you've been before.

C Em G C Em G
You'll tell anyone who'll listen but you feel ignored.

C Em G
Nothing's really making any sense at all.

Outro

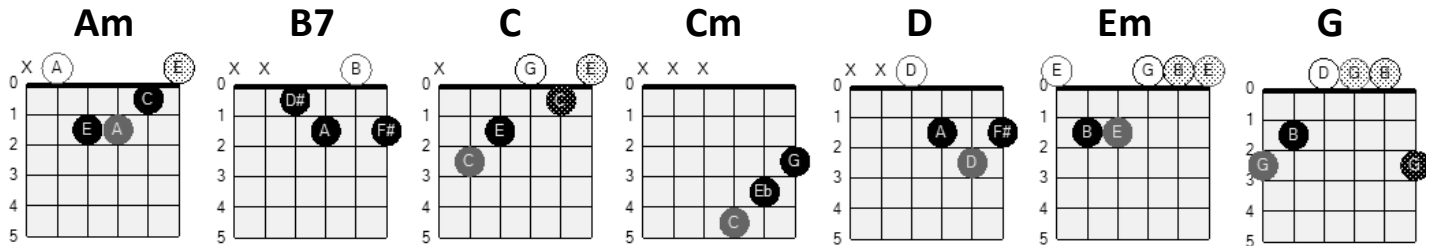
C D
Let's talk, let's talk.

C D Em (↓)
Let's talk, let's talk.

Hozier (2013)

TAKE ME TO CHURCH

OPEN CHORDS



Verse 1 *(play each chord with one downstrum)*

Em Am Em Am G
My lover's got humor, she's the giggle at a funeral

 Am Em Am Em
Knows everybody's disapproval, I should've worshipped her sooner

 Am Em Am G
If the Heavens ever did speak, she's the last true mouthpiece

 Am Em Am D
Every Sunday's getting more bleak, a fresh poison each week

 C
We were born sick, you heard them say it

Em Am Em Am G
My church offers no absolutes, she tells me 'worship in the bedroom'

 Am Em Am D
The only heaven I'll be sent to is when I'm alone with you

 C
I was born sick, but I love it. Command me to be well

Interlude

G C G Cm G Cm G
A-A-A-A-A- Amen Amen Amen

Chorus



Take me to

Em **B7**
 church I'll worship like a dog at the shrine of your lies

G

I'll tell you my sins and you can sharpen your knife

Am **Em**

Offer me that deathless death, good God, let me give you my life



Take me to

Em **B7**
 church I'll worship like a dog at the shrine of your lies

G

I'll tell you my sins so you can sharpen your knife

Am **Em** *N.C.*

Offer me that deathless death, good God, let me give you my life

Verse 2

Em **Am** **Em** **Am** **G**
 If I'm a pagan of the good times, my lover's the sunlight

Am **Em** **Am** **D**

To keep the Goddess on my side she demands a sacrifice

C

Drain the whole sea, get something shiny

Em **Am** **Em** **Am** **G**
 Something meaty for the main course, that's a fine looking high horse

Am **Em** **Am** **D**

What you got in the stable? We've a lot of starving faithful

C

That looks tasty, that looks plenty, this is hungry work

Chorus

Bridge

C **G** **B7** **Em**
No masters or kings when the ritual begins

C **G** **B7** **Em**
There is no sweeter innocence than our gentle sin

C **G** **B7** **Em**
In the madness and soil of that sad earthly scene

C **G** **B7** **Em D G** **C**
Only then I am human, only then I am clean Oh

Interlude

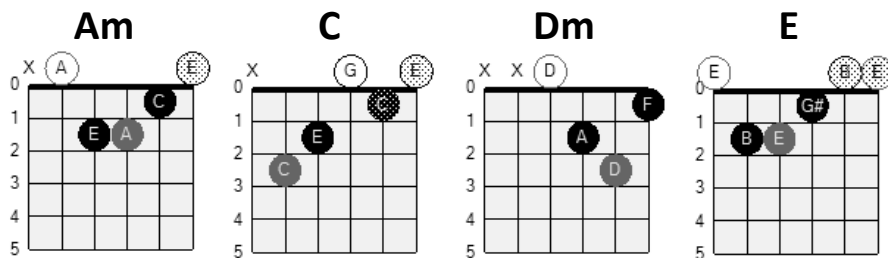
G C G Cm G Cm G
A-A-A-A-A- Amen Amen Amen

Chorus

Outro | **Em** | *(let ring)*

Britney Spears (1998)
BABY ONE MORE TIME

OPEN CHORDS (Capo on 2nd Fret)



Intro | Am | E | C | Dm | E | (*play 2x*)

Verse 1

Am E C
 Oh baby baby How was I supposed to know
 Dm E
 that somethin' wasn't right here
 Am E C
 oh baby baby I shouldn't have let you go
 Dm E
 And now you're out of sight

Pre-chorus

Am E C
 Show me what you want it to be tell me baby
 Dm E Am
 'cause I need to know now it's because

Chorus

Am E
 My loneliness Is killing me (and I)
 C Dm E
 I must confess I still believe (still believe)
 Am E C
 If I'm not with you I lose my mind give me a sign

Dm **E**
hit me baby one more time

Verse 2

Am Oh baby baby	E C the reason I breathe is you
Dm E girl you've got me blinded	
Am Oh pretty baby	E C there's nothin' that I wouldn't do
Dm E It's not the way I planned	

Pre-chorus + Chorus

Interlude

Am Oh baby baby	E C Dm E how was I supposed to know
Am oh pretty baby	E C Dm I shouldn't have let you go

Bridge

E Am I must confess	E that my loneliness
C Is killing me now	
Dm E Am Don't you know I still believe	E that you will be here
C just give me a sign	Dm E Am hit me baby one more time.

Chorus (alternate)

<i>N.C.</i> My loneliness	E Is killing me (and I)
------------------------------	-----------------------------------

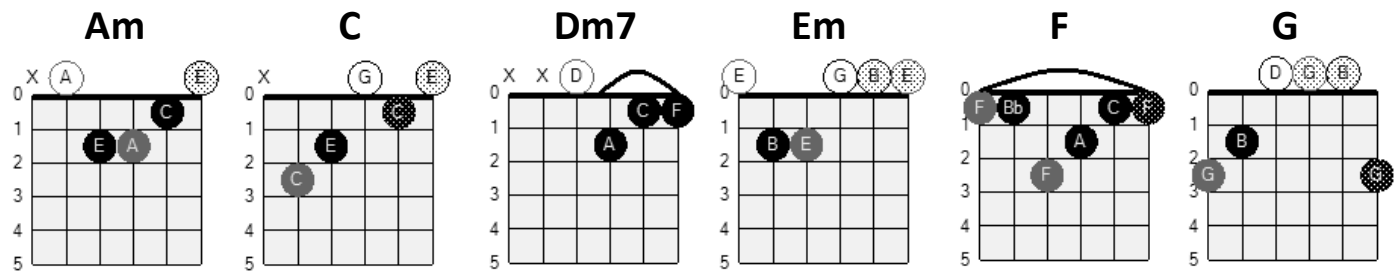
C	I must confess	Dm	E
		I still believe (still believe)	
Am		E	C
	If I'm not with you I lose my mind	give me a sign	

(repeat alternate chorus with fade out)

Melanie C (2005)

FIRST DAY OF MY LIFE

BARRE + OPEN CHORDS (Capo on 1st Fret)



Intro | C | G | Dm7 | G |

Verse 1

C G
So I found a reason to stay alive
Dm7 G
Try a little harder see the other side
C G
Talking to myself, too many sleepless nights
Dm7 G F
Trying to find a meaning to this stupid life

Pre-chorus

Em Am Dm7 G
I don't want your sympathy
Em Am Dm7 Em F G
Sometimes I don't know who to be

Chorus

C G Dm7
Hey what you're looking for? No one has the answer
F G C G
They just want more Hey who's gonna make it right?
Dm7 (↓) Am (↓) F (↓) C G
This could be the first Day of my life

Verse 2

F **C** **G**
So I found a reason to let it go

Dm7 **G**
Tell you that I'm smiling but I still need to grow

C **G**
Will I find salvation in the arms of love

Dm7 **G** **F**
Will it stop me searching will it be enough

Pre-chorus + chorus

Bridge (⌘ = *play arpeggio*)

G **F**
The first time to really feel alive

G **Dm7** **F**
The first time to break the chain

G **F** **C** (⌘) **G** (⌘) **Am** (⌘) **F** (⌘) **G** (⌘)
The first time to walk away from pain

Chorus

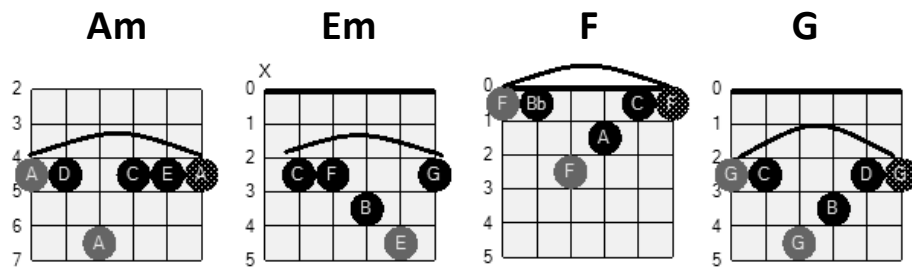
Chorus (*alternate*)

C	G	Dm7
Hey what you're looking for?		No one has the answer
F G		C G
They just want more		Hey who's gonna shine a light?
Dm7 (⌘) Am (⌘) F (⌘)		C (⌘)
This could be the first		Day of my life

Kenny Loggins (1982)

WELCOME TO HEARTLIGHT

BARRE CHORDS



Intro *(bird sounds with percussion)*

Verse 1

Am	G			
I like the love	And I like the peaceful			
Am	F	G	Em	G
I wish everyone I know could	Stand in the heartlight			
Am	G			
I hold the hand	I walk with the teacher			
Am	F	G	Em	G
We welcome in the mornin'	Singing together			

Pre-chorus

Am	F	G	
Can you feel the love that's in my heart			
	Em	G	
Can you see the flame we got to start			
Am	F	G	<i>N.C.</i>
Burnin' like a beacon in the night, Oh, welcome to heartlight			

Chorus

Am	F	G	Em	G	Am
Oh ooh heart of light			Oh ooh heart of light		
F	G	Em	G	Am	
Oh ooh heart of light			Oh ooh heart of light		

Nea (2020)

SOME SAY

BARRE CHORDS

B

C#

D#m

Intro

D#m C# B D#m C# B

Hmmmmmm, Yeah, Yeah, Yeah, Yeah

(fingerpicking pattern of intro can be used throughout song)

Verse 1

D#m	C#	B	C#
I will find the time, we will find the timing			
D#m	C#	B	C#
'Cause you are on my mind, I hope that you don't mind it			
D#m	C#	B	C#
You know that I want you, you know that I want you next to me			
D#m	C#	B	C#
But if you need some space I will step away			

Pre-chorus (♯) = *play arpeggio*

D#m (♯)	C#(♯)
And I know it might sound stupid but for me, yeah, yeah	
B(♯)	N.C.
I just gotta keep believing and I've heard	

Chorus

D#m C# B
Some say you will love me one day
C# D#m C# B C#
And I will wait, I will wait to get your loving one day
D#m C# B
Just say you will love me one day
C# D#m C# B C#
And I will wait, I will wait to get your loving one day

Verse 2

D#m C# B C#
I promise that I'll try, that I will try to meet someone
D#m C# B C#
And there's so many guys, you told me I deserve someone
D#m C# B C#
I wanna call you up but maybe it will only make it worse
D#m C# B C#
I guess that I just don't know what to do with myself

Pre-chorus + chorus

Post-chorus

D#m C# B C#	D#m C#
Oh-oh-oh, ooh	Oh-oh-oh, oh-oh
B C#	
Just say you'll love me one day	
D#m C# B C#	D#m C#
Oh-oh-oh, ooh	Oh-oh-oh, oh-oh
B C#	
Just say you'll love me one day	

Bridge

D#m C# B C#
I'll give you space to the moon if it's what you need

| D#m | C# | B | C# |

D#m C# B C#

Just say you one day will bring back yourself to me

Chorus

Outro

D#m C# B C#

Oh-oh-oh, oooh

D#m C# B C#

(Just say you'll love, just say you'll love me one day)

D#m C# B C#

Oh-oh-oh, oooh

D#m C# B C#

Just say you'll love me one day

D#m C# B C#

Oh-oh-oh, oooh

D#m C# B C#

(Just say you'll love, just say you'll love me one day)

D#m C# B C#

Oh-oh-oh, oooh

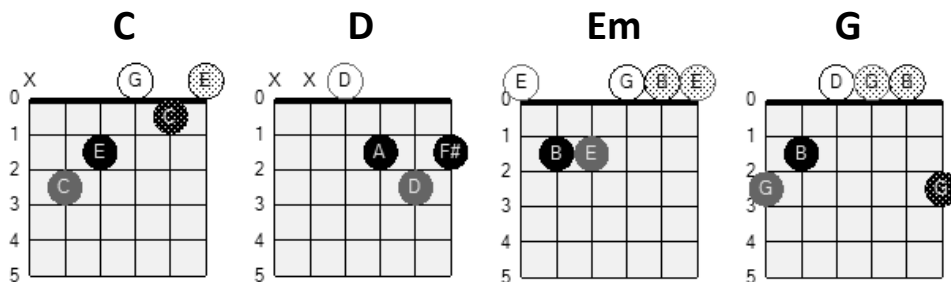
D#m C# B C#

Just say you'll love me one day

George Ezra (2022)

ANYONE FOR YOU (TIGER LILLY)

OPEN CHORDS



Intro *N.C.*

Anyone, anyone, anyone, anyone, anyone for you

Verse 1

G **Em**

Tiger Lily moved to the city

C **D**

She just turned twenty-one

G **Em**

And then I said, here's my number, hit me up

C **D**

If you're needing anyone

And then I could be

G **Em** **C** **D**

Anyone, anyone, anyone, anyone, anyone for you

G **Em** **C** **D**

Anyone, anyone, anyone, anyone, anyone

Chorus

G **Em** **C** **D**

I can love you, I could be Anything you want of me

G **Em** **C** **D**

And in the darkness of the night Baby let me be your light

G **Em** **C** **D**

I can love you, I could be Anything you want of me

G	Em	C	D
And in the darkness of the night		Baby let me be your light	
G	Em	C	D
Be your light		Be your light	

Verse 2

G	Em		
Well I gave her love, but it wasn't enough			
C	D		
So she called me up, just to call it off			
G	Em	C	D
I can't afford to make that mistake this time			
G	Em		
And if you're flying over the Serengeti			
C	D		
Tiger Lily, don't forget me			
G	Em	C	D
The way I am, not the way I was			
When I could be			
G	Em	C	D
Anyone, anyone, anyone, anyone, anyone for you			
G	Em	C	D
Anyone, anyone, anyone, anyone, anyone			

Chorus

Interlude | **D** (↓) | (*play 8x downstroke*)

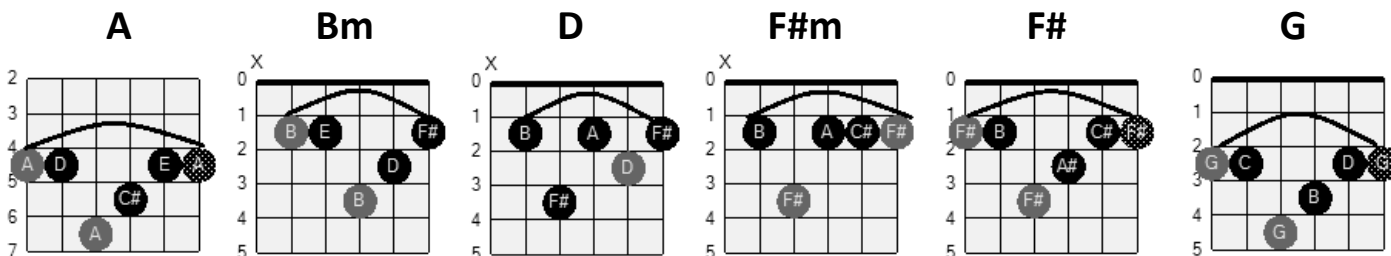
Chorus (*alternate playing, pluck every chord once*)

Outro (*repeat until fade out*)

G	Em	C	D	G	Em	C	D
Be your light				Be your light			

Chainsmokers ft. Coldplay (2017) SOMETHING JUST LIKE THIS

BARRE CHORDS



Intro | G | A | Bm | A | G | A | Bm |

Solo during intro



Verse 1

A
G
A
Bm
 I've been reading books of old, the legends and the myths
A
G
A
Bm
 Achilles and his gold, Hercules and his gifts
A
G
A
Bm
 Spiderman's control and Batman with his fists
A
G
A
Bm
 And clearly I don't see myself upon that list

Pre-chorus 1

A
G
A
Bm
 But she said, where'd you wanna go, how much you wanna risk?
A
G
A
Bm
 I'm not looking for somebody with some superhuman gifts
A
G
A
Bm
 Some superhero, some fairytale bliss
A
G
A
Bm
 Just something I can turn to, somebody I can kiss

Chorus 1

A **G** **A** **Bm**
I want something just like this, doo-doo-doo, doo-doo-doo

A **G** **A** **Bm**
Doo-doo-doo, doo-doo, doo-doo-doo, doo-doo-doo

A **G** **A** **Bm**
Oh I want something just like this, doo-doo-doo, doo-doo-doo

A **G** **A** **Bm**
Doo-doo-doo, doo-doo, doo-doo-doo, doo-doo-doo

A **G** **A - Bm - A - G - A - Bm**
Oh I want something just like this

A **G** **A - Bm - A - G - A - Bm**
I want something just like this

Verse 2

A **G** **A** **Bm**
I've been reading books of old, the legends and the myths

A **G** **A** **Bm**
The testaments they told, the moon and its eclipse

A **G** **A** **Bm**
And Superman unrolls, a suit before he lifts

A **G** **A** **Bm**
But I'm not the kind of person that it fits

Pre-chorus 1

Chorus 2

A **G** **A - Bm - A - G - A - Bm**
I want something just like this

A **G** **A - Bm - A - G - A - Bm**
I want something just like this

A **G** **A** **Bm**
Oh I want something just like this, doo-doo-doo, doo-doo-doo

A **G** **A** **Bm**
Doo-doo-doo, doo-doo, doo-doo-doo, doo-doo-doo-oo

A
G
A
Bm
 Oh I want something just like this, doo-doo-doo, doo-doo-doo
A
G
A
Bm
 Doo-doo-doo, doo-doo, doo-doo-doo, doo-doo-doo-oo

Pre-chorus 2

F#
G
A
Bm
 Where'd you wanna go, how much you wanna risk?
F#
G
A
Bm
 I'm not looking for somebody with some superhuman gifts
F#
G
A
Bm
 Some superhero, some fairytale bliss
F#
G
A
Bm
 Just something I can turn to, somebody I can kiss
F#
G
 I want something just like this

Interlude

| G A Bm | G D A D A | F# A Bm | G D A |

Pre-chorus 2

Outro

G
A
Bm
F#m
 Oh I want something just like this
 G A Bm F#m
 G A Bm F#m
 G A Bm
A
G
A
Bm
F#m
 Oh I want something just like this
 G A Bm F#m
 G A Bm F#m
 G A Bm

A G A Bm F#m

Oh I want something just like this

G A Bm F#m

Solo during outro

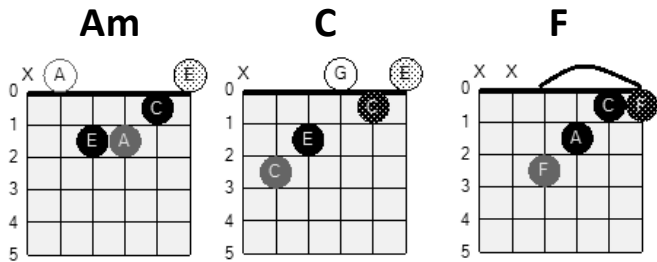
4x

3x

12 14 15 14 15 14 15

FRIENDSHIPS LOST

OPEN CHORDS



Verse 1

Am **F**
You left a mark in my mind that I never could erase
Am
Took a piece from my heart that nobody could replace
C
Nobody could replace you
Am **F**
You are the eye in the storm, you're the piece I try to find
Am
When I'm out in the cold, you're the one that's on my mind
C
Will search until I find you

Pre-chorus

Am **F** **Am** **F**
I lost my love to you I lost my love to you

Chorus 1

Am
I lost my love to you (Na-na-na-na)
F
Was hoping that you knew (Na-na-na-na)
Am
Don't know what else to do (Na-na-na-na)

C

I lost my love to you (Na-na-na-na)

Am F Am C

I lost my love to you

Verse 2

Am

I've been alone in my dreams, but I've always searched for you

F

Am

Needed love in this place, you're the only one I knew

C

The only one to fix me

Am

F

Carried away by the wind, hope it takes me in your arms

Am

Only place where I'm safe, only you can heal my scars

C

The only one to save me

Am

F

I'm on my way over the deep blue sea

Am

C

I'll be searching for your light house to lead me

Chorus 2

Am

I lost my love to you (Na-na-na-na)

F

Was hoping that you knew (Na-na-na-na)

Am

Don't know what else to do (Na-na-na-na)

C

I lost my love to you (Na-na-na-na)

Am

I lost my love to you

Outro

F

I lost my love (Was hoping that you knew)

Am

Oh-oh-oh (Don't know what else to do)

C

I lost my love to you (Na-na-na-na)

Am F Am C

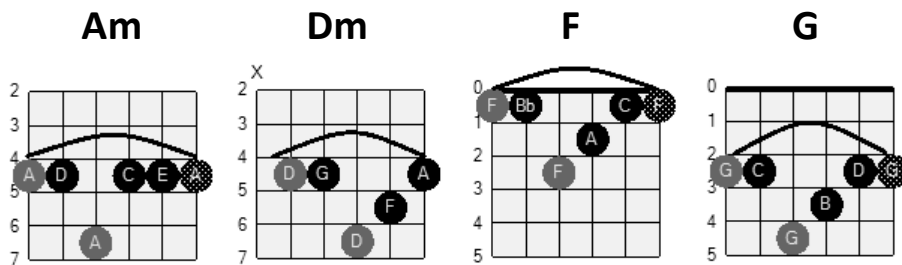
I lost my love to you

Am (↓)

I lost my love to you

KISS ME

BARRE CHORDS



Intro | Dm (↓↓) F (↓↓) | Am (↓↓) G (↓↓) |

Verse 1

Dm F Am
 Standing on the sand dunes waiting for the rain
 G Dm
 I haven't got enough strength to dig my own grave
 F Am
 I started to kneel and started to pray
 G Dm
 You put your hands up and started to wave

Verse 2

Dm F Am
 Falling through the front door then onto the dance floor
 G Dm
 Knew that losing you would be like kissing death
 F Am
 I caught your smile as I was catching my breath
 G
 I put the coins in and press twenty-two F

Pre-chorus | Dm (↓↓) F (↓↓) | Am (↓↓) G (↓↓) |
 | Dm (↓↓) F (↓↓) | Am (↓↓) |

Chorus

Dm **F** **Am**
Kiss me like you want me, show me that you care

G **Dm**
Hold me like you're hoping I'll stay here

F **Am**
Tell me in a whisper, look me in the eye

G
Cross your heart and hope to die

Dm **F** **Am**
Kiss me like you want me, show me that you care

G **Dm**
Hold me like you're hoping I'll stay here

F **Am**
Tell me in a whisper, look me in the eye

G
Cross your heart and hope to die

Dm **F** **Am** **G**
Kiss me like you want me

Dm **F** **Am** **G**
Kiss me like you want me

Verse 3

Dm **F** **Am**
Don't be afraid of what's been in the past

G **Dm**
Hold on to time cause it's moving so fast

F **Am**
I know it's hard not to be like you

G **Dm**
There's no need to lie just be kind with the truth

Verse 4

Dm **F** **Am**
It doesn't make a difference if I heard it before

G **Dm**
Yesterday was different can I hear it once more
F **Am**
Everything is casual, everything is cool
G
Everything is spoken if I play by the rule

Pre-chorus + chorus

Interlude | **Dm F** | **Am G** |
| **Dm F** | **Am** |

Chorus

Outro | **Dm F** | **Am G** |
| **Dm F** | **Am G** |

INTERLUDE III

Based on: Albert King (1971)

Musical notation for the first system of Interlude III, featuring a treble clef, key signature of three sharps (F#, C#, G#), and 4/4 time signature. The staff contains a melodic line with eighth notes and triplets, and a guitar tablature line with fret numbers 0, 0, 3, 3, 2, 2, 2, 4, 2. Above the staff are 'H' and '3' markings indicating bends and triplets.

Musical notation for the second system of Interlude III. The staff continues the melodic line with eighth notes and triplets. The guitar tablature line shows fret numbers 0, 0, 3, 3, 2, 2, 0, 4, 0, 0, 4, 4, 2, 2, 0, 4, 0, 0, 4, 4, 2, 2, 0, 4, 0, 0, 3, 3, 2, 2, 2, 4, 2. Above the staff are 'H' and '3' markings.

Musical notation for the third system of Interlude III. The staff continues the melodic line with eighth notes and triplets. The guitar tablature line shows fret numbers 0, 0, 3, 3, 2, 2, 2, 4, 2, 2, 2, 0, 1, 4, 4, 1, 4, 0, 0, 4, 4, 2, 2, 5, 4, 2. Above the staff are 'H' and '3' markings, and 'P P' markings indicating palm mutes.

Musical notation for the fourth system of Interlude III. The staff continues the melodic line with eighth notes and triplets. The guitar tablature line shows fret numbers 0, 0, 3, 3, 2, 2, 2, 4, 2, 0, 2, 2, 2, 2, 2, 2, 2, 0, 0, 2, 2, 0, 0, 4, 4. Above the staff is an 'H' marking.

Musical notation for the fifth system of Interlude III. The staff continues the melodic line with eighth notes and triplets. The guitar tablature line shows fret numbers 2, 2, 0, 0, 4, 4, 2, 4, 2, 0, 0, 2, 2, 0, 0, 4, 4, 2, 2, 0, 0, 4, 4, 2, 4, 2. Above the staff are 'H' and '3' markings.

Musical notation for the first system, including a treble clef staff with a key signature of three sharps (F#, C#, G#) and a 3/4 time signature. The melody features eighth and quarter notes with triplets. Below the staff is a guitar tablature with fret numbers 0, 2, 2, 0, 0, 4, 2, 4, 2, 4, 2, 0, 0, 2, 2, 0, 0, 4, 4.

Musical notation for the second system, continuing the melody with triplets and slurs. The guitar tablature includes fret numbers 2, 2, 0, 0, 4, 4, 2, 4, 2, 2, 2, 1, 1, 4, 4, 1, 4, 0, 0, 4, 4, 2, 2, 5, 2.

Musical notation for the third system, featuring vibrato (v) and a triplet. The guitar tablature includes fret numbers 0, 0, 3, 3, 2, 2, 2, 4, 2, 0, 2, 2, 2, 2, 2, 2, 2, 2, 12, 12, 12, 12, 15, 12, 14, 14.

Musical notation for the fourth system, including slurs and vibrato. The guitar tablature includes fret numbers 12, 14, 14, (14), 14, full, 12, 12, 12, 15, 12, 14, full, 14, P, 14, 12, 14, 12, 14, (14), 12, (12).

Musical notation for the fifth system, featuring triplets and vibrato. The guitar tablature includes fret numbers 15, full, 15, 12, 12, 15, 12, 15, 12, 15, 12, 15, P, 17, 15, 10, 12, 12, 12, 10, 8, 9, 8, 10, 12, 12.

Musical notation for the sixth system, including slurs and vibrato. The guitar tablature includes fret numbers 15, P.M., 12, 15, 12, 14, 14, 12, 15, (15), full, 12, 15, P, 14, 12, 14, 10, 12, 12, 12, 14.

System 1: Musical notation and guitar tablature. Treble clef, key signature of three sharps. Tablature includes fret numbers 12, 14, 13, 15, and 15. Dynamic markings: full, quarter note.

System 2: Musical notation and guitar tablature. Treble clef, key signature of three sharps. Tablature includes fret numbers 12, 14, 12, 14, 17, 15, 17, 15, 15, 17, 15, 12, 15. Dynamic markings: full, quarter note. Marking: P.M.

System 3: Musical notation and guitar tablature. Treble clef, key signature of three sharps. Tablature includes fret numbers 15, 12, 14, 12, 15, 15, 15, 12, 12, 15, 12, 12, 15, 17, 17, 17, 17, 17, 17. Dynamic markings: full, p, P.M.

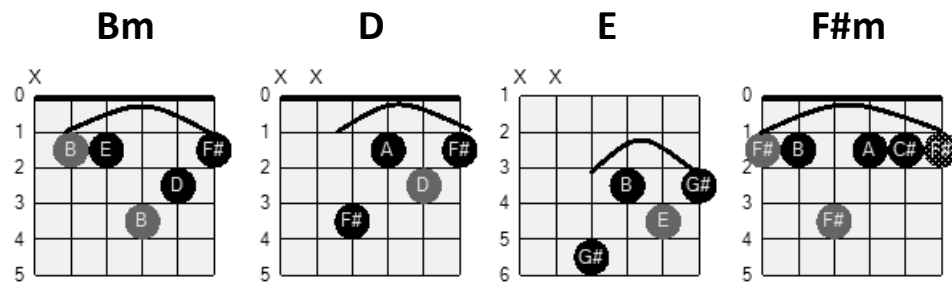
System 4: Musical notation and guitar tablature. Treble clef, key signature of three sharps. Tablature includes fret numbers 17, 17, 17, 17, 17, 17, 17, 17, 17, 15, 17, 15, 17, 15, 15. Dynamic markings: full.

System 5: Musical notation and guitar tablature. Treble clef, key signature of three sharps. Tablature includes fret numbers 15, 17, 17, 15, 15, 15, 17, 15, 15, 17, 17, 15, 12, 10, 12, 12, 15, 12, 15, 15, 17, 17, 15. Dynamic markings: full, p, P.M.

System 6: Musical notation and guitar tablature. Treble clef, key signature of three sharps. Tablature includes fret numbers 17, 18, 15, 12, 14, 12, 15, 15, 12, 12, 12, 14, 12, 14, 12, 12, 12, 14, 12, 14, 14, 14, 14. Dynamic markings: full, p, P.M.

LOVE AGAIN

BARRE CHORDS



Intro *(synthesized violins, accompanying chords)*

| F#m | D | Bm | E | *(play 2x)*

Verse 1

F#m **Bm**
I never thought that I would find a way out

F#m **Bm**
I never thought I'd hear my heartbeat so loud

F#m **Bm**
I can't believe there's something left in my chest anymore

F#m **Bm**
But goddamn, you got me in love again

F#m **Bm**
I used to think that I was made out of stone

F#m **Bm**
I used to spend so many nights on my own

F#m **Bm**
I never knew I had it in me to dance anymore

F#m **Bm** **F#m**
But goddamn, you got me in love again

Pre-chorus

D **Bm** **E**
Show me that heaven's right here, baby

F#m **D** **Bm** **E**
 Touch me, so I know I'm not crazy
F#m **D** **Bm** **E**
 Never have I ever met somebody like you
F#m **D** **Bm** **E**
 Used to be afraid of love and what it might do
F#m **D** **Bm** **E** **F#m - D**
 But goddamn, you got me in love again

Chorus

Bm **E** **F#m - D** **Bm** **E** **F#m - D**
 You got me in love again You got me in love again
Bm **E** **F#m - D** **Bm** **E**
 You got me in love again Again

Verse 2

F#m **Bm**
 So many nights, my tears fell harder than rain
F#m **Bm**
 Scared I would take my broken heart to the grave
F#m **Bm**
 I'd rather die than have to live in a storm like before
F#m **Bm**
 But goddamn, you got me in love again

Pre-chorus + chorus

Break

F#m **D** **Bm** **E** **F#m**
 I can't believe, I can't believe I finally found someone
D **Bm** **E** **F#m**
 I'll sink my teeth in disbelief 'Cause you're the one that I want
D **Bm** **E** **F#m**
 I can't believe, I can't believe I'm not afraid anymore

D Bm E
Goddamn, you got me in love again
F#m D Bm E
La-la-la, la-la-la La-la-la, la-la-la

Verse 3

F#m Bm
I never thought that I would find a way out
F#m Bm
I never thought I'd hear my heartbeat so loud
F#m Bm
I can't believe there's something left in my chest anymore
F#m Bm
But goddamn, you got me in love again

Interlude | F#m | D | Bm | E | (*play 2x*)

(Repeat) **BREAK**

Outro

Bm E F#m - D Bm E F#m - D
You got me in love again You got me in love again
Bm E F#m - D Bm E
You got me in love again Again (again and again)
Bm E F#m
Again (and again and again and again)
(*song stops on synthesized violins*)

BARRE, OPEN & POWER CHORDS

A	A5	A6	C#	C#5	E
F#5	F#m7	G5/D	G#	G#5	

Intro

	C#	
I've been dreaming	'Bout the west coast	(I've been dreaming),
	A	
Found some faces that I don't know.		(I've been dreaming about it.)
	F#m7	
Give me the sun for just a year,		G#
		I'll kiss the sky and disappear.

Verse 1

	C#5	
I've been staring up at the greyest skies,		
	A5	
Tryna find myself some luck, but it's running dry.		
	F#5	
It's like the weather makes the worst through my cloudy mind,		
	G#5	
I could really use a dose of some paradise.		

Verse 2

C#5

Sometimes you gotta run from a broken heart

A5

Before I turn into a ghost, need a brand new start.

F#5

Get myself headed to the coast, and it ain't that far,

G#5

Yeah, they got sun in L.A., and some shining stars.

Chorus

C#

I've been dreaming 'Bout the west coast (I've been dreaming),

A

Found some faces that I don't know. (I've been dreaming about it.)

F#m7

G#

See your signs for California, trade the shade for something warmer.

C#

I've been dreaming 'Bout the west coast (I've been dreaming),

A

Where the people take it real slow. (I've been dreaming about it.)

E

G#

I need the sun for just a year, I'll kiss the sky and disappear.

Verse 3

C#

A6

Ain't felt a drop now for forty days, but still they're washing cars

A

And they don't show any age.

F#m7

Ain't nothing that you want'll cost you more than time.

G#

If you're tryna find yourself, better get in line.

Verse 4

C#

I counted up my money and spending it, get it right,

A6

A

Got the future in my pocket, I'm spending it all tonight.

E

G#

Like a prophet with a vision, I finally see the light ... And you know,

Chorus

Bridge

C#

A

The west coast, glitter nights under starry skies,

F#m7

G#

All I wanna do is fly, take me where the sun shines, I'll be there.

Chorus *(alternate)*

C#

A6

I've been dreaming 'bout the west coast, time to find myself a new glow.

E

G5/D

G#

I need the sun for just a year, I'll kiss the sky and disappear.

C#

I've been dreaming 'Bout the west coast (I've been dreaming),

A

Found some faces that I don't know. (I've been dreaming about it.)

F#m7

G#

See your signs for California, trade the shade for something warmer.

C#

A6

I've been dreaming 'bout the west coast, time to find myself a new glow.

E

G5/D

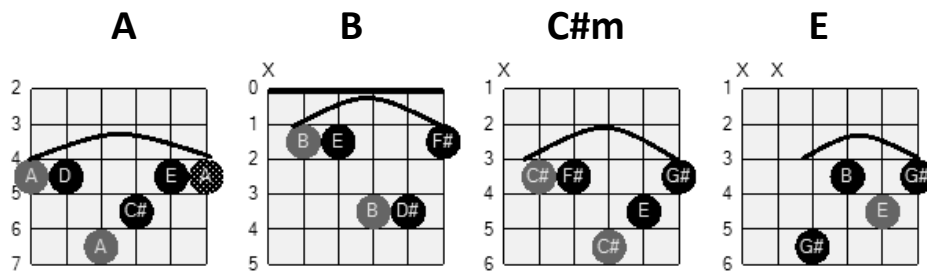
G#

I need the sun for just a year, I'll kiss the sky and disappear.

Tom Grennan (2021)

Little Bit Of Love

BARRE CHORDS



Intro

N.C. E

I've been holdin' onto pieces, swimmin' in the deep end

B

Tryna find my way back to you 'cause I'm needin'

C#m B A

A little bit of love, a little bit of love, a little bit of love

Verse 1

N.C. E

Lately I've been countin' stars, and I'm sorry that I broke your heart

A

It's somethin' that I didn't want for you

E

A

But I'm steppin' on broken glass, and I know this is my final chance

All I'm tryna do is find my path to you

Pre-chorus

C#m B E A

I've got voices in my head, and there's a deafening silence

C#m B A

I've got voices in my head, and I can't lie

Chorus

N.C. E
I've been holdin' onto pieces, swimmin' in the deep end

B
Tryna find my way back to you 'cause I'm needin'

C#m B A
A little bit of love, a little bit of love, I need a little love

N.C. E
Just like the air I'm breathin', these awful wounds ain't healin'

B C#m
Tryna find my way back to you 'cause I'm needin' a little bit of love

B A
A little bit of love, a little bit of love, a little bit of love

Verse 2

N.C. E
Lately I've been wakin' up, in my dream I stay callin' your name

A
Stayed up 'til late, just thinkin' of you

E A
Now I'm knocking on every door, 'cause I heard you moved from twenty-two

Has it been that long? I guess time just flew

Pre-chorus + chorus

Bridge

B E A C#m
I tried to fly but I used my wings too soon

B E A C#m
Now every thing I've been thinking of you

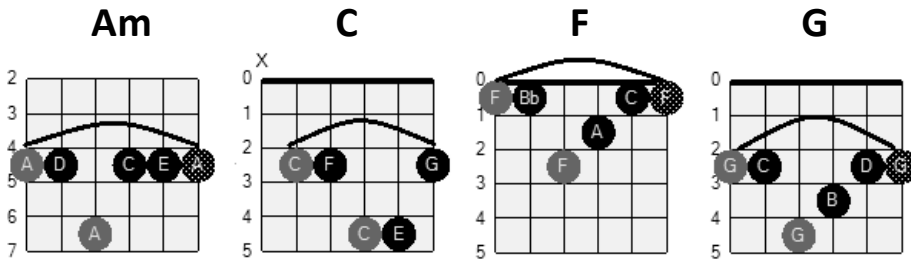
B E A C#m B - A
I tried a million times to cut you loose

Chorus

Outro | E | B | C#m | B | A |

Treat You Better

BARRE CHORDS



Intro | Am | G | F | F | (play 6x)

Verse 1

Am G F Am G F
I won't lie to you I know he's just not right for you
Am G
And you can tell me if I'm off But I see it on your face
F
When you say that he's the one that you want
Am G
And you're spending all your time In this wrong situation
F
And anytime you want it to stop

Chorus

Am G F C
I know I can treat you better Than he can
Am G F C
And any girl like you deserves a gentleman
Am G
Tell me why are we wasting time On all on your wasted crying
F C
When you should be with me instead
Am G F C
I know I can treat you better Better than he can

Verse 2

Am G F I'll stop time for you **Am G F** The second you say you'd like me to
Am G I just wanna give you the loving that you're missing
F Baby, just to wake up with you
Am G Would be everything I need and this could be so different
F Tell me what you want to do

Chorus

Interlude 1 | **Am** | **G** | **F** | **C** |
Better than he can
| **Am** | **G** | **F** | **C** |

Bridge

Am G Give me a sign **C F** Take my hand, we'll be fine
Am G F Promise I won't let you down
Am G C F Just know that you don't Have to do this alone
Am G F Promise I'll never let you down

Interlude 2 | **Am** | **G** | **F** | **C** |
I know I can treat you better *(sing with muffled voice)*
| **Am** | **G** | **F** | **C** |
I know I can treat you better *(sing with muffled voice)*
Am G F Promise I'll never let you down

Chorus

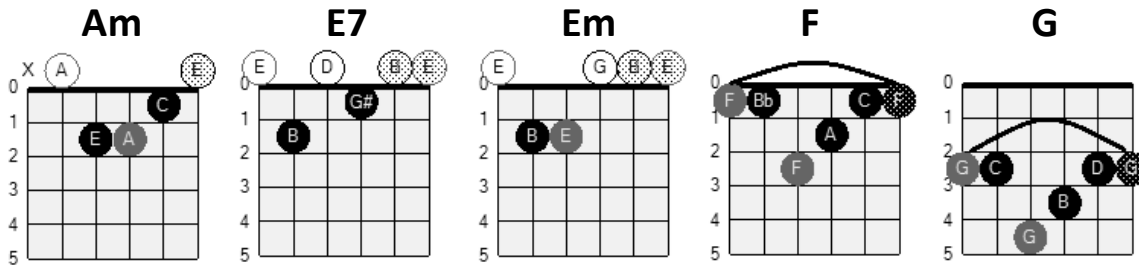
Outro

| Am | G | F | C |
Better than he can *(play 4x until fade-out)*

Adele (2011)

Rolling In The Deep

BARRE + OPEN CHORDS



Intro | Am | (*play 6x*)

Verse 1

Am Em
There's a fire starting in my heart,
G Em G
Reaching a fever pitch, and it's bringing me out the dark
Am Em
Finally, I can see you crystal clear
G Em G
Go ahead and sell me out, and I'll lay your shit bare
Am Em
See how I'll leave with every piece of you
G Em G
Don't underestimate the things that I will do
Am Em
There's a fire starting in my heart
G Em G
Reaching a fever pitch, and it's bringing me out the dark

Pre-chorus

F G Em
The scars of your love, remind me of us
F G F
They keep me thinking that we almost had it all

G **Em**
The scars of your love, they leave me breathless
E7
I can't help feeling...

Chorus

Am
We could have had it all ...
G
(You're gonna wish you, never had met me) ...
F **F** **G**
Rolling in the deep (Tears are gonna fall, rolling in the deep)
(G)
You had my heart ... (you're gonna wish you) ...
Am **G**
Inside of your hand (Never had met me)
F
And you played it ... (Tears are gonna fall) ...
F **G**
To the beat (Rolling in the deep)

Verse 2

Am **Em**
Baby, I have no story to be told,
G **Em** **G**
But I've heard one on you. Now I'm gonna make your head burn
Am **Em**
Think of me in the depths of your despair
G **Em** **G**
Make a home down there, as mine sure won't be shared

Pre-chorus + chorus

Interlude

G **F** **G** **Am** **G**
Could have had it all, rolling in the deep
F
You had my heart inside of your hand
G
But you played it with a beating

N.C. (rhythmic handclapping)

Throw yourself through every open door (Whoa)

Count your blessings to find what you look for (Whoa-uh)

Am

Turn my sorrow into treasured gold (Whoa)

You'll pay me back in kind and reap just what you sow.

Chorus *(alternate)*

Am **G**
(You're gonna wish you, never had met me) ...
F **F** **G**
We could have had it all ... (Tears are gonna fall, rolling in the deep)
G **Am** **G**
We could have had it all yeah ... (You're gonna wish you, never had met me)
F **F** **G**
It all, It all, It all (Tears are gonna fall, rolling in the deep)
G **Am** **G**
We could have had it all (You're gonna wish you, never had met me)
F **F** **G**
Rolling in the deep (Tears are gonna fall, rolling in the deep)
G
You had my heart (you're gonna wish you) ...
Am **G**
Inside of your hand (Never had met me)
F **F** **G**
And you played it (Tears are gonna fall) ... To the beat (Rolling in the deep)

G **Am** **G**
We could have had it all (You're gonna wish you, never had met me)

F **F** **G**
Rolling in the deep (Tears are gonna fall, rolling in the deep)

G **Am** **G**
You had my heart (you're gonna wish you) ... Inside of your hand

(Never had met me)

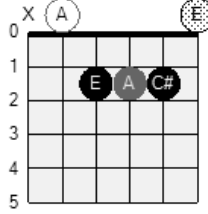
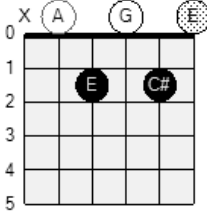
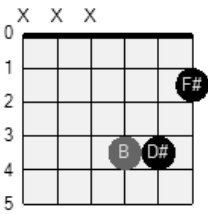
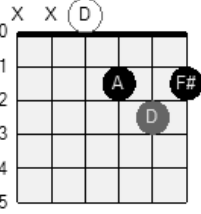
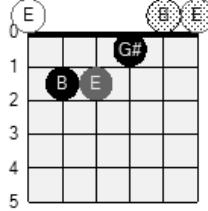
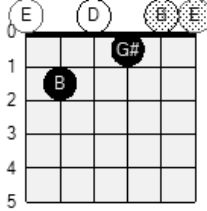
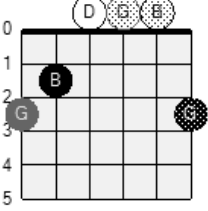
F **F**
But you played it. You played it. You played it.

G **Am**
You played it to the beat.

Brian Hyland (1962)

Ginny Come Lately

OPEN CHORDS

A	A7	B	D
			
E	E7	G	
			

Intro | A | (play 6x)

Riff
during
intro



Verse 1

A **D** **E** **A** **G** (↓↑) - **A**

I only met you just a couple of days ago.

A **D** **E** **A** **G** (↓↑) - **A**

I only met you and I want your lovin' so.

A **D** **A**

Ginny come lately, sweet sweet, as can be.

E

You may have come lately, but Ginny come lately ..

E A G - A

You're the one for me.

Verse 2

A D E A G (↓↑) - A

I only had to see the sunlight in your hair.

A D E A G (↓↑) - A

Your soft, soft silhouette to know I'd always care.

A D A

Ginny come lately, sweet, sweet as can be.

E

You may have come lately, but Ginny come lately ...

E7 A A7

You're the one for me.

Bridge

D A

You only had to smile, a little smile,

E A

nothin' more than look at me.

D A

You only had to smile and in a little while,

B E

I was dreamin' recklessly.

Verse 3

A D E A G (↓↑) - A

I only met you just a couple of days ago.

A D E A G (↓↑) - A

And all my love for you has no more room to grow.

D A

Ginny come lately, my dream come true ...

E

you may have come lately, but Ginny come lately ...

A G - A

I'm in love with you.

Outro

| A | G | (play 6x)

Riff
during
outro

0 1 2 0 1 2 0 1 2 0 1 2

0 1 2 0 1 2

Tommy James and the Shondells (1968)

Crimson and Clover

BARRE + OPEN CHORDS (Capo on 2nd Fret)

Intro | A | A | E | D |
 Aaaaahhh

Verse 1

E A A - E - D E A A - E - D
 Now I don't hardly know her But I think I could love her
 E A A - E - D D - E
 Crimson and clover
 | A | A | E | D |
 Aaaahhh

Verse 2

E A A - E - D A A - E - D
 Well if she come walkin' over Now I been waitin' to show her
 E A A - E - D D E D - E
 Crimson and clover Over and over

Instrumental break 1 | A | G | D | (play 5x)
 | E | (play 5x)

Verse 3

A A - E - D

Yeah

E A A - E - D E A A - E - D

My, my such a sweet thing I wanna do everything

E A A - E - D E A A - E - D

What a beautiful feeling Crimson and clover

D E

Over and over

Instrumental break 2 *(with pedal steel, wah & distorted guitar solo)*

| A | G | D | *(play 5x)*

| E | *(play 5x)*

| Bb | F | Eb | F |

Outro *(singing with distorted voicing)*

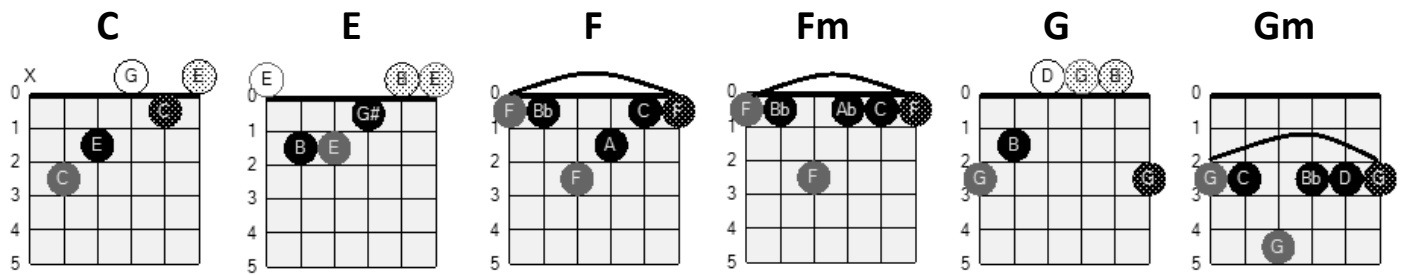
Bb F Eb F

Crimson and clover, over and over *(play 6x)*

Hollies (1974)

The Air That I Breathe

BARRE + OPEN CHORDS



Intro

Intro musical notation in 4/4 time. The first measure is a whole rest. The second measure contains a quarter note G4, a quarter note A4, and a quarter note B4. The third measure contains a quarter note C5, a quarter note B4, and a quarter note A4. The fourth measure contains a quarter note G4, a quarter note F4, and a quarter note E4. The fifth measure contains a quarter note D4, a quarter note C4, and a quarter note B3. The sixth measure contains a quarter note A3, a quarter note G3, and a quarter note F3. The seventh measure contains a quarter note E3, a quarter note D3, and a quarter note C3. The eighth measure contains a quarter note B2, a quarter note A2, and a quarter note G2. The ninth measure contains a quarter note F2, a quarter note E2, and a quarter note D2. The tenth measure contains a quarter note C2, a quarter note B1, and a quarter note A1. The eleventh measure contains a quarter note G1, a quarter note F1, and a quarter note E1. The twelfth measure contains a quarter note D1, a quarter note C1, and a quarter note B0. The thirteenth measure contains a quarter note A0, a quarter note G0, and a quarter note F0. The fourteenth measure contains a quarter note E0, a quarter note D0, and a quarter note C0. The fifteenth measure contains a quarter note B0, a quarter note A0, and a quarter note G0. The sixteenth measure contains a quarter note F0, a quarter note E0, and a quarter note D0. The seventeenth measure contains a quarter note C0, a quarter note B0, and a quarter note A0. The eighteenth measure contains a quarter note G0, a quarter note F0, and a quarter note E0. The nineteenth measure contains a quarter note D0, a quarter note C0, and a quarter note B0. The twentieth measure contains a quarter note A0, a quarter note G0, and a quarter note F0. The twenty-first measure contains a quarter note E0, a quarter note D0, and a quarter note C0. The twenty-second measure contains a quarter note B0, a quarter note A0, and a quarter note G0. The twenty-third measure contains a quarter note F0, a quarter note E0, and a quarter note D0. The twenty-fourth measure contains a quarter note C0, a quarter note B0, and a quarter note A0. The twenty-fifth measure contains a quarter note G0, a quarter note F0, and a quarter note E0. The twenty-sixth measure contains a quarter note D0, a quarter note C0, and a quarter note B0. The twenty-seventh measure contains a quarter note A0, a quarter note G0, and a quarter note F0. The twenty-eighth measure contains a quarter note E0, a quarter note D0, and a quarter note C0. The twenty-ninth measure contains a quarter note B0, a quarter note A0, and a quarter note G0. The thirtieth measure contains a quarter note F0, a quarter note E0, and a quarter note D0. The thirty-first measure contains a quarter note C0, a quarter note B0, and a quarter note A0. The thirty-second measure contains a quarter note G0, a quarter note F0, and a quarter note E0. The thirty-third measure contains a quarter note D0, a quarter note C0, and a quarter note B0. The thirty-fourth measure contains a quarter note A0, a quarter note G0, and a quarter note F0. The thirty-fifth measure contains a quarter note E0, a quarter note D0, and a quarter note C0. The thirty-sixth measure contains a quarter note B0, a quarter note A0, and a quarter note G0. The thirty-seventh measure contains a quarter note F0, a quarter note E0, and a quarter note D0. The thirty-eighth measure contains a quarter note C0, a quarter note B0, and a quarter note A0. The thirty-ninth measure contains a quarter note G0, a quarter note F0, and a quarter note E0. The fortieth measure contains a quarter note D0, a quarter note C0, and a quarter note B0. The forty-first measure contains a quarter note A0, a quarter note G0, and a quarter note F0. The forty-second measure contains a quarter note E0, a quarter note D0, and a quarter note C0. The forty-third measure contains a quarter note B0, a quarter note A0, and a quarter note G0. The forty-fourth measure contains a quarter note F0, a quarter note E0, and a quarter note D0. The forty-fifth measure contains a quarter note C0, a quarter note B0, and a quarter note A0. The forty-sixth measure contains a quarter note G0, a quarter note F0, and a quarter note E0. The forty-seventh measure contains a quarter note D0, a quarter note C0, and a quarter note B0. The forty-eighth measure contains a quarter note A0, a quarter note G0, and a quarter note F0. The forty-ninth measure contains a quarter note E0, a quarter note D0, and a quarter note C0. The fiftieth measure contains a quarter note B0, a quarter note A0, and a quarter note G0. The fifty-first measure contains a quarter note F0, a quarter note E0, and a quarter note D0. The fifty-second measure contains a quarter note C0, a quarter note B0, and a quarter note A0. The fifty-third measure contains a quarter note G0, a quarter note F0, and a quarter note E0. The fifty-fourth measure contains a quarter note D0, a quarter note C0, and a quarter note B0. The fifty-fifth measure contains a quarter note A0, a quarter note G0, and a quarter note F0. The fifty-sixth measure contains a quarter note E0, a quarter note D0, and a quarter note C0. The fifty-seventh measure contains a quarter note B0, a quarter note A0, and a quarter note G0. The fifty-eighth measure contains a quarter note F0, a quarter note E0, and a quarter note D0. The fifty-ninth measure contains a quarter note C0, a quarter note B0, and a quarter note A0. The sixtieth measure contains a quarter note G0, a quarter note F0, and a quarter note E0. The sixty-first measure contains a quarter note D0, a quarter note C0, and a quarter note B0. The sixty-second measure contains a quarter note A0, a quarter note G0, and a quarter note F0. The sixty-third measure contains a quarter note E0, a quarter note D0, and a quarter note C0. The sixty-fourth measure contains a quarter note B0, a quarter note A0, and a quarter note G0. The sixty-fifth measure contains a quarter note F0, a quarter note E0, and a quarter note D0. The sixty-sixth measure contains a quarter note C0, a quarter note B0, and a quarter note A0. The sixty-seventh measure contains a quarter note G0, a quarter note F0, and a quarter note E0. The sixty-eighth measure contains a quarter note D0, a quarter note C0, and a quarter note B0. The sixty-ninth measure contains a quarter note A0, a quarter note G0, and a quarter note F0. The seventieth measure contains a quarter note E0, a quarter note D0, and a quarter note C0. The seventy-first measure contains a quarter note B0, a quarter note A0, and a quarter note G0. The seventy-second measure contains a quarter note F0, a quarter note E0, and a quarter note D0. The seventy-third measure contains a quarter note C0, a quarter note B0, and a quarter note A0. The seventy-fourth measure contains a quarter note G0, a quarter note F0, and a quarter note E0. The seventy-fifth measure contains a quarter note D0, a quarter note C0, and a quarter note B0. The seventy-sixth measure contains a quarter note A0, a quarter note G0, and a quarter note F0. The seventy-seventh measure contains a quarter note E0, a quarter note D0, and a quarter note C0. The seventy-eighth measure contains a quarter note B0, a quarter note A0, and a quarter note G0. The seventy-ninth measure contains a quarter note F0, a quarter note E0, and a quarter note D0. The eightieth measure contains a quarter note C0, a quarter note B0, and a quarter note A0. The eighty-first measure contains a quarter note G0, a quarter note F0, and a quarter note E0. The eighty-second measure contains a quarter note D0, a quarter note C0, and a quarter note B0. The eighty-third measure contains a quarter note A0, a quarter note G0, and a quarter note F0. The eighty-fourth measure contains a quarter note E0, a quarter note D0, and a quarter note C0. The eighty-fifth measure contains a quarter note B0, a quarter note A0, and a quarter note G0. The eighty-sixth measure contains a quarter note F0, a quarter note E0, and a quarter note D0. The eighty-seventh measure contains a quarter note C0, a quarter note B0, and a quarter note A0. The eighty-eighth measure contains a quarter note G0, a quarter note F0, and a quarter note E0. The eighty-ninth measure contains a quarter note D0, a quarter note C0, and a quarter note B0. The ninetieth measure contains a quarter note A0, a quarter note G0, and a quarter note F0. The hundredth measure contains a quarter note E0, a quarter note D0, and a quarter note C0.

Verse 1

C **E**
If I could make a wish, I think I'd pass
F **Fm** **C**
Can't think of anythin' I need
C **E**
No cigarettes, no sleep, no light, no sound
F **Fm** **C**
Nothing to eat, no books to read

Bridge

E **Fm** **C**
Making love with you, has left me peaceful, warm, and tired
E **Fm** **C**
What more could I ask, there's nothing left to be desired
C **E**
Peace came upon me and it leaves me weak
F **Fm** **C**
So sleep, silent angel, go to sleep

Chorus

C **G** **C**
Sometimes, all I need is the air that I breathe, and to love you

G **C**
All I need is the air that I breathe, yes, to love you

G | **Gm** | **F** | **C** | **G** | |
All I need is the air that I breathe-e-e-e-e-e-e-e-e-e-e-e-e-e-e-e-e-e-e

Instrumental | **Gm** | **F** | **C** | **G** | |

Verse 3

C **E**
Peace came upon me and it leaves me weak

F **Fm** **C**
So sleep, silent angel, go to sleep

Chorus

Outro

C **G** **C**
Sometimes, all I need is the air that I breathe, and to love you

G **C**
All I need is the air that I breathe, yes, to love you

C **G** **C**
Sometimes, all I need is the air that I breathe, and to love you

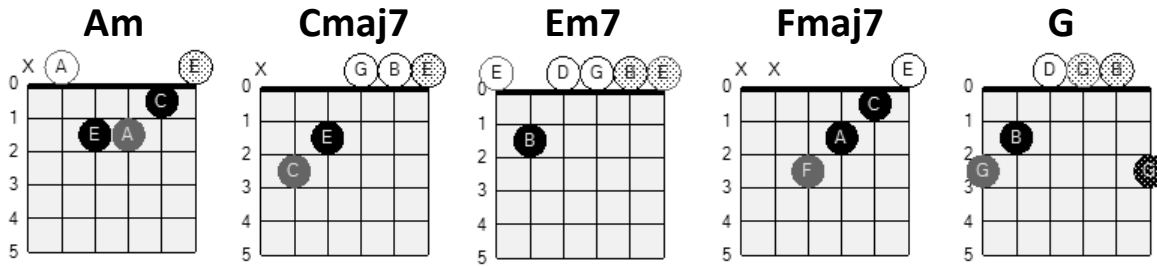
G **C**
All I need is the air that I breathe, yes, to love you

| **Gm** | **F** | **C** | **G** | *(fade out)*

Shawn Mendes ft. Camila Cabello (2019)

Señorita

OPEN CHORDS



Intro (fingerpicking style)

Am: 0 1 2 0 | 0 1 2 0 | 0 1 2 0 | 0 1 2 0

Cmaj7: 0 0 0 0 | 0 0 0 0 | 0 0 0 0 | 0 0 0 0

Fmaj7: 3 2 3 2 | 3 2 3 2 | 3 2 3 2 | 3 2 3 2

Em7: 0 0 0 0 | 0 0 0 0 | 3 0 3 0 | 3 0 3 0

G: 2 2 3 3

Chorus 1

Am
I love it when you call me señorita

Cmaj7
I wish I could pretend I didn't need ya

Fmaj7
But every touch is ooh-la-la-la, it's true la-la-la

Em7
Ooh, I should be runnin'

G **Am**
Ooh, you keep me comin' for ya

Verse 1

Cmaj7

Land in Miami, the air was hot from summer rain

Fmaj7

Sweat drippin' off me, before I even knew her name, la-la-la

Em7 G

It felt like ooh-la-la-la, yeah, no

Am

Cmaj7

Sapphire moonlight, we danced for hours in the sand

Fmaj7

Tequila sunrise, her body fit right in my hands, la-la-la

Em7 G

It felt like ooh-la-la-la, yeah

Chorus 2

N.C.

Am

I love it when you call me señorita

Cmaj7

I wish I could pretend I didn't need ya

Fmaj7

But every touch is ooh-la-la-la, it's true la-la-la

Em7

G

Ooh, I should be runnin', ooh, you know I love it when you

Am

Call me señorita

Cmaj7

I wish it wasn't so damn hard to leave ya

Fmaj7

But every touch is ooh-la-la-la, it's true la-la-la

Em7

G

Am

Ooh, I should be runnin', ooh, you keep me comin' for ya

Verse 2

Cmaj7

Locked in the hotel, there's just some things that never change

Fmaj7

You say we're just friends, but friends don't know the way you taste, la-la-la

Em7

G

'Cause you know it's been a long time comin', don't ya let me fall,

N.C.

ooh ooh-ooh-ah-ah

Am

Ooh, when your lips undress me, hooked on your tongue

Cmaj7

Ooh, love your kiss is deadly, don't stop

Chorus 2

Outro

Cmaj7

All along I've been comin' for ya (for you)

Fmaj7

And I hope it meant something to ya (ooh ooh-ooh-ooh)

Em7

G

Am

Call my name, I'll be comin' for ya, comin' for ya, for ya-ah-ah-ah
(comin' for ya) (comin' for ya)

Cmaj7

For ya-ah-ah-ah (oh, she loves it when I come)

Fmaj7

For ya-ah-ah-ah

Em7

Ooh, I should be runnin'

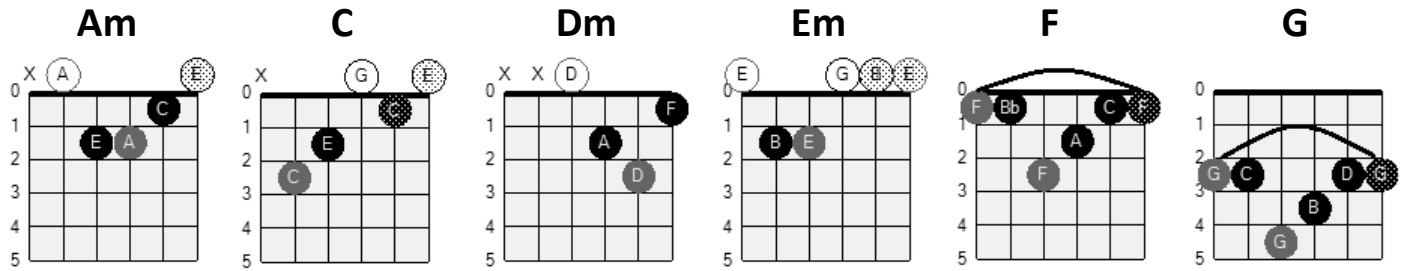
G

Am

Ooh, you keep me comin' for ya

Paul Anka ft. Odia Coates (1974)
(You're) Having My Baby

Barre B + OPEN CHORDS



Intro | C | F | C | F |

Part 1

C

You're havin' my baby

Em F G

What a lovely way of sayin' how much you love me

C

Havin' my baby

Em F Am

What a lovely way of sayin' what you're thinkin' of me

Interlude 1

Dm C

I can see it, your face is glowin'

Dm G

I can see it in your eyes, I'm happy you know it

Part 2

C

That you're havin' my baby

Em F G

You're the woman I love and I love what it's doin' to ya

C
Havin' my baby
Em **F** **Am**
You're a woman in love and I love what's goin' through ya

Interlude 2

Dm **C**
The need inside you, I see it showin'
Dm **G**
Whoa, the seed inside ya, baby, do you feel it growin'?
G
Are you happy you know it?

Part 3

C
That you're havin' my baby
Em **F** **G**
I'm a woman in love and I love what it's doin' to me
C
Havin' my baby
Em **F** **Am**
I'm a woman in love and I love what's goin' through me

Interlude 3

Dm
Didn't have to keep it
C
Wouldn't put you through it
Dm
You could have swept it from your life
G **G**
But you wouldn't do it, no, you wouldn't do it

Part 4

C
And you're havin' my baby
Em **F** **G**
I'm a woman in love and I love what it's doin' to me

C
Havin' my baby
Em **F** **G**
I'm a woman in love and I love what's goin' through me

Outro *(play until fade out)*

C
Havin' my baby (havin' my baby)
Em **F** **G**
What a lovely way of sayin' how much you love me

C
Havin' my baby (havin' my baby)
Em **F** **G**
I'm a woman in love and I love what's goin' through me

C | **Em** | **F** | **G** |
Havin' my baby

INTERLUDE IV

Based on: Howlin' Wolf (1961)

T
A
B

T
A
B

T
A
B

T
A
B

T
A
B

T
A
B

17 20 12-10 8 5 17 (17) 17-12-15 17 24 20

12 12 (12) 8 5 12 15 15 20 17 20 20 17 20

24 21 (21) 17 8 10 8 10 12 15 12 15 12 15 17

(17) 15 12 15 12 15 17 19 17 (17) 20 19 17 24 21 17 15 12

(12) 8 17 (17) 0 1 (0) (1) 10 8 5

(5) 17 (17) 17 (17) 17 22 20 17 (17) 3 10 16 22 29 36 0 0

Musical notation for the first system. The top staff is a treble clef staff with a key signature of two sharps (F# and C#). The bottom staff is a guitar TAB staff. The fret numbers are: 0, 7, 7, 7, 7, 7, 8, 8, 2, 10, 15, 12, 17, 15, 17. A 'full' annotation is above the 10-15-12-17 sequence.

Musical notation for the second system. The top staff is a treble clef staff with a key signature of two sharps (F# and C#). The bottom staff is a guitar TAB staff. The fret numbers are: 10, 12, 10, 8, 10, 8, 10, 10, 13, (10), 8, 5.

In de reeks „**Specials**“ van de Nieuwsbrieven zijn in 2022 reeds de volgende E-boeken gepubliceerd:

Gitaartheorie

- Solo's spelen in het C.A.G.E.D. systeem
- Blues solo's spelen in het C.A.G.E.D. systeem
- Pentatonische toonladders en akkoorden
- Kerktoonladders

Kenmerkende stijl (“signature”) serie

- Eric Johnson
- Robben Ford
- Jonny Lang
- Steve Vai
- Joe Satriani
- Kenny Wayne Shepherd
- Jimmy Page

Songs & solowerk spelen

- Genesis songboek
- 40 songs voor rondom het knisperende haardvuur

De reeks „**Specials**“ voor de nieuwsbrieven van **GuitarJan.com** wordt onder redactie van **Jan van den Hogen** samengesteld.

Jan is een amateur-gitarist die, zoals hij zelf aangeeft, niet al te best gitaar speelt, maar veel lol heeft in dat wat hij in ieder geval muzikaal voor het voetlicht weet te brengen. Hij is een pragmatisch denker, altijd zoekend naar de gemakkelijkste oplossingen en simpelste theoretische toepassingen binnen de complexe muziekliteratuur, zodat iedereen er van kan genieten.

